

## **BULLETIN NO. 4**

DATE ISSUED: January 8, 2018

PROJECT NUMBER: HCMA # 509-16-532  
AEW # 0215-0038

PROJECT: STONY CREEK LANDING

OWNER: Huron-Clinton Metropolitan Authority (HCMA)  
13000 High Ridge Drive  
Brighton, Michigan 48114

CONTRACTOR: Cedroni Associates Inc.  
5639 Auburn Road  
Utica, Michigan 48317

ARCHITECT/ENGINEER: Anderson, Eckstein and Westrick, Inc.  
51301 Schoenherr Road  
Shelby Township, Michigan 48315

### **CONTENTS OF BULLETIN NO. 4:**

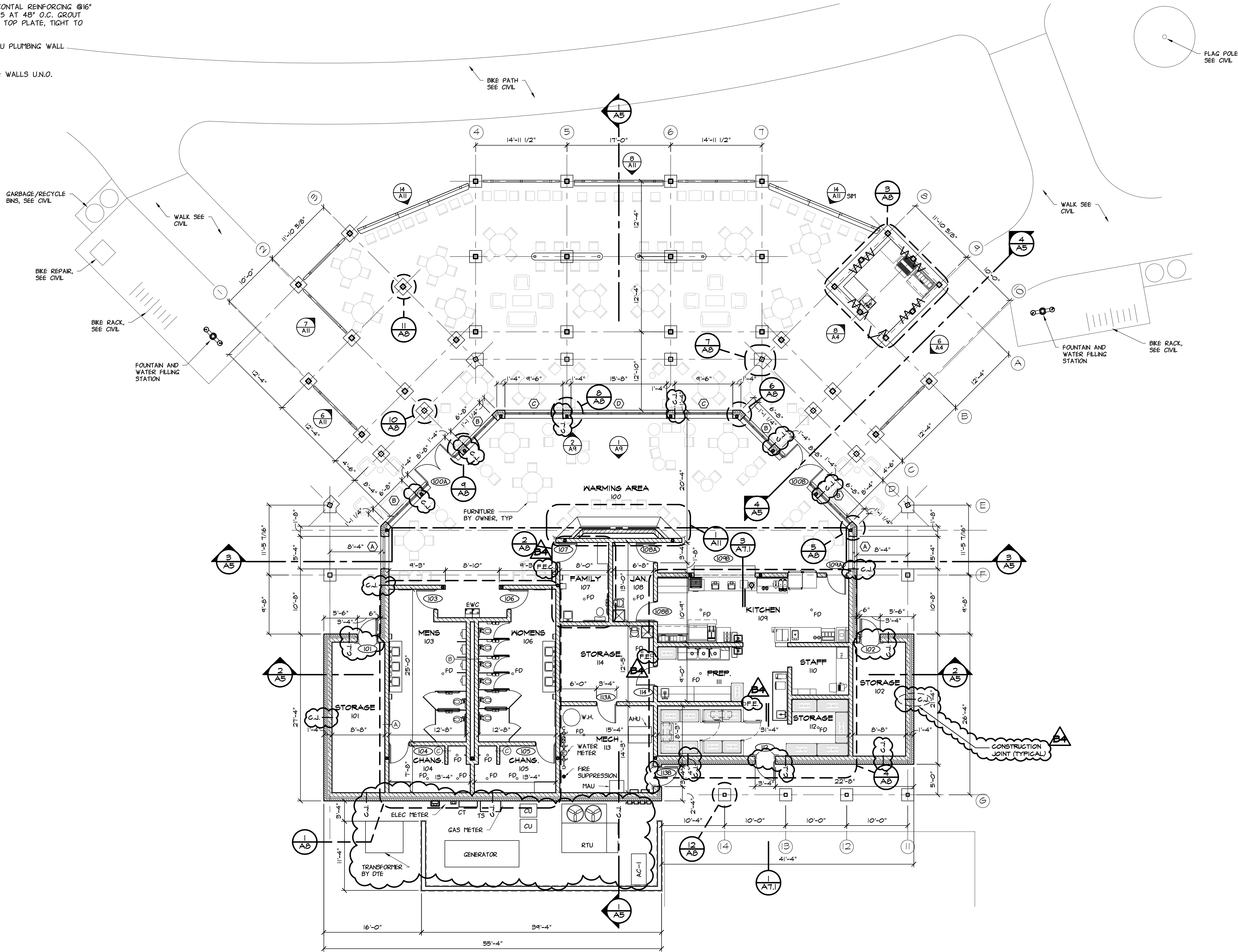
1. After Owner review and contractor inquiry, the following modifications and/or clarifications have been made to the Contract Drawings. The following modifications and/or clarifications are considered “Minor Changes in the Work” as described by the Contract Documents. The Contractor shall proceed without adjustment to the Contract Sum or Contract Time.
  - a. Sheet No. A1, Floor Plan – Control joint locations were specified on the plan sheet. In addition, the configuration of mechanical units within the screen wall were modified for unit clearance requirements.
  - b. Sheet No. A4, Exterior Elevations – Control joint locations were specified on exterior elevations.
  - c. Sheet No. A6, Wall Sections – A light fixture elevation has been specified in Detail 3/A5.
  - d. Sheet No. A7, Wall Sections – A light fixture elevation has been specified in Detail 5/A5.
  - e. Sheet No. A8, Enlarged Plans – A detail for standard fixture mounting heights has been provided.
  - f. Sheet No. A9, Interior Elevations – Typical mounting heights were provided for emergency and sconce lights.
  - g. Sheet No. A10, Schedules and Details – Bullnose CMU was omitted from Details 1/A10 and 2/A10 and Bullnose CMU was added to the new door jamb detail, 6/A10, for Doors 101, 102, 112 and 113B.

- h. Sheet No. K2, Architectural Kitchen Details and Elevations – An electrical lighting switch elevation was provided, Detail 7/K1.
- i. Sheet No. M1 – HVAC & Enlarged Plan at Mech. Room – Changes to the configuration of the mechanical units within the screen wall have been updated.
- j. Sheet No. P2, Supply Plumbing Plan – Generator Gas Notes were added based on the pressure provided by the gas company.
- k. Sheet No. E0, Electrical Site Plan – The transformer location and subsequent electrical notes have been modified to reflect the new transformer location.
- l. Sheet No. E1, Electrical Power Plan – Changes to the configuration of the mechanical units within the screen wall have been updated.
- m. Sheet No. E2, Electrical Lighting Plan – Changes to the configuration of the mechanical units and subsequent notes within the screen wall have been updated.
- n. Sheet No. E3, Electrical Notes & Schedules – Notes were modified under the headings 'Riser Diagram', 'Generator Work Scope' and 'Automatic Transfer Switch' to reflect the change in enclosure type from NEMA I to NEMA 3R.

**END OF BULLETIN**

INTERIOR PARTITIONS

- Ⓐ 8" CMU WITH GALVANIZED HORIZONTAL REINFORCING @16" ON CENTER AND VERTICAL NO. 5 AT 48" O.C. GROUT CORES SOLID, W/ TREATED 1x8 TOP PLATE, TIGHT TO STRUCTURE, PAINTED
- Ⓑ SAME AS 'A' EXCEPT (2) 8" CMU PLUMBING WALL
- Ⓒ SAME AS 'A' EXCEPT 6" CMU
- NOTE: ALL WALLS ARE 'A' TYPE WALLS U.N.O.



**FLOOR PLAN**  
SCALE: 1/8"=1'-0"  
NORTH  
—> = BULL NOSE BLOCK  
— = VERT. CONSTRUCTION JOINT

Civil Engineers  
Surveyors  
Architects

**ANDERSON,  
ECKSTEIN AND  
WESTRICK, INC.**

51301 Schoenherr Road  
Shelby Township  
Michigan 48315

Phone 586 726 1234  
Fax 586 726 8780

www.aewinc.com

12/22/17 08/08/17 04/25/17 04/18/17 04/10/17 03/31/17 03/15/17	BULLETIN 4 CONSTRUCTION ISSUE ADDENDUM 2 ADDENDUM 1 BID ISSUE HMA PLAN REVIEW PERMIT ISSUE
DATE	SUBMITTALS/REVISIONS

3 WORKING DAYS  
BEFORE YOU DIG  
CALL MISS DIG  
811  
(TOLL FREE)

PROJECT NAME:

**STONY CREEK  
LANDING**

SHEET TITLE:  
**FLOOR PLAN**

CLIENT: <b>HURON-CLINTON METROPOLITAN AUTHORITY</b>			
<input checked="" type="checkbox"/> PRELIMINARY	<input checked="" type="checkbox"/> CONSTRUCTION	<input type="checkbox"/> RECORD	
DRAWN BY: BLC	CHECKED BY: JRA	DATE: NOVEMBER 2016	
SCALE: AS NOTED			

UTILITY INFORMATION, AS SHOWN, INDICATES APPROXIMATE LOCATIONS AND TYPES OF EXISTING FACILITIES ONLY, AS DISCLOSED BY RECORDS PROVIDED TO THIS FIRM FROM THE VARIOUS UTILITY COMPANIES. NO GUARANTEE IS GIVEN OR IMPLIED AS TO THE COMPLETENESS OR ACCURACY THEREOF.

PRIOR TO CONSTRUCTION, ALL LOCATIONS AND DEPTHS OF EXISTING OVERHEAD AND UNDERGROUND UTILITIES (IN CONFLICT WITH THE CONSTRUCTION OF THESE PROPOSED IMPROVEMENTS) SHALL BE VERIFIED IN THE FIELD. DURING THE CONSTRUCTION, THE CONTRACTOR SHALL PROTECT AND SUPPORT ALL UTILITIES THAT ARE ENCOUNTERED. (ALL COSTS FOR UTILITY LOCATION VERIFICATION, SUPPORT AND PROTECTION SHALL BE INCLUDED IN THE PROPOSED PAY ITEM CONFLICTING WITH THAT UTILITY).

DURING CONSTRUCTION, THE CONTRACTOR SHALL USE EXTREME CAUTION WHEN OPERATING NEAR ANY AND ALL OVERHEAD AND / OR BURIED UTILITIES.

CALL MISS DIG

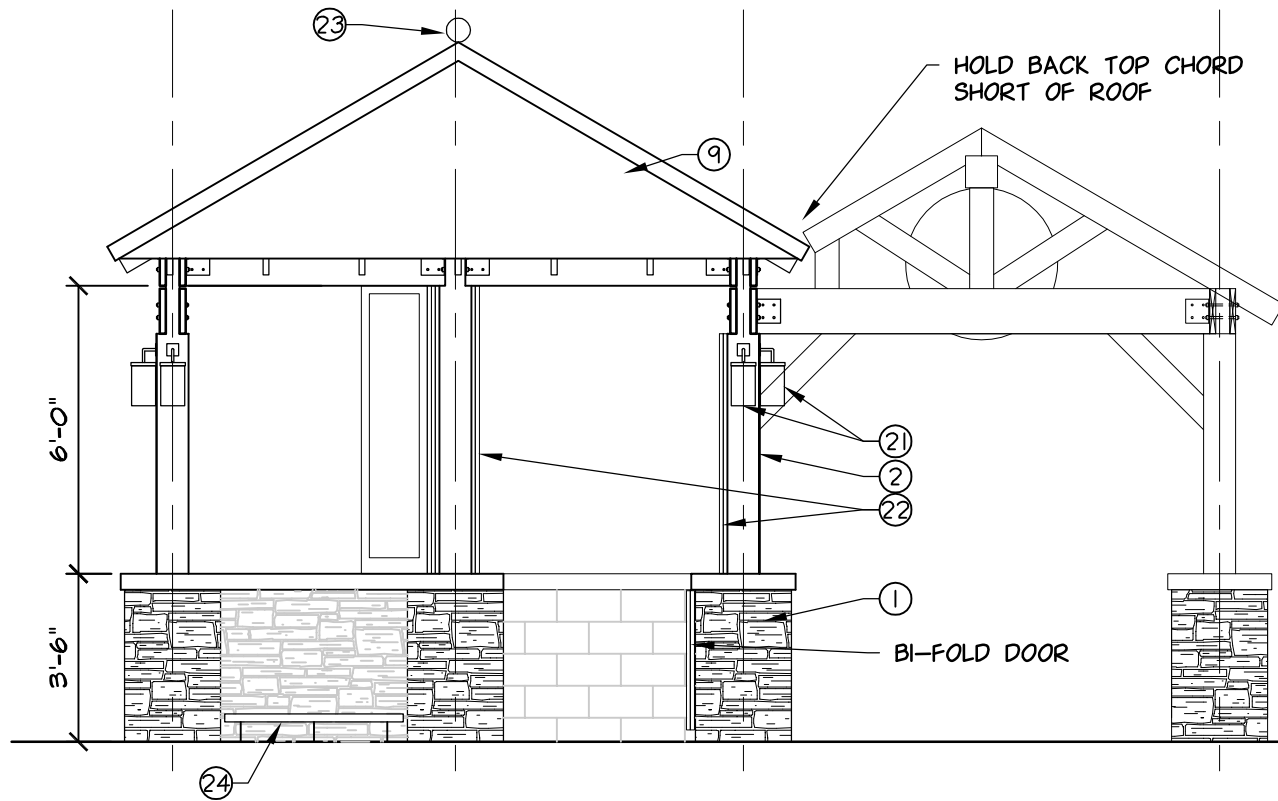
PROJECT NO. **0215-0038**

M:\0215\0215-0038\DWG\ARCH\CD\A1.DWG  
24X36--1/8/2018 7:59:01 AM

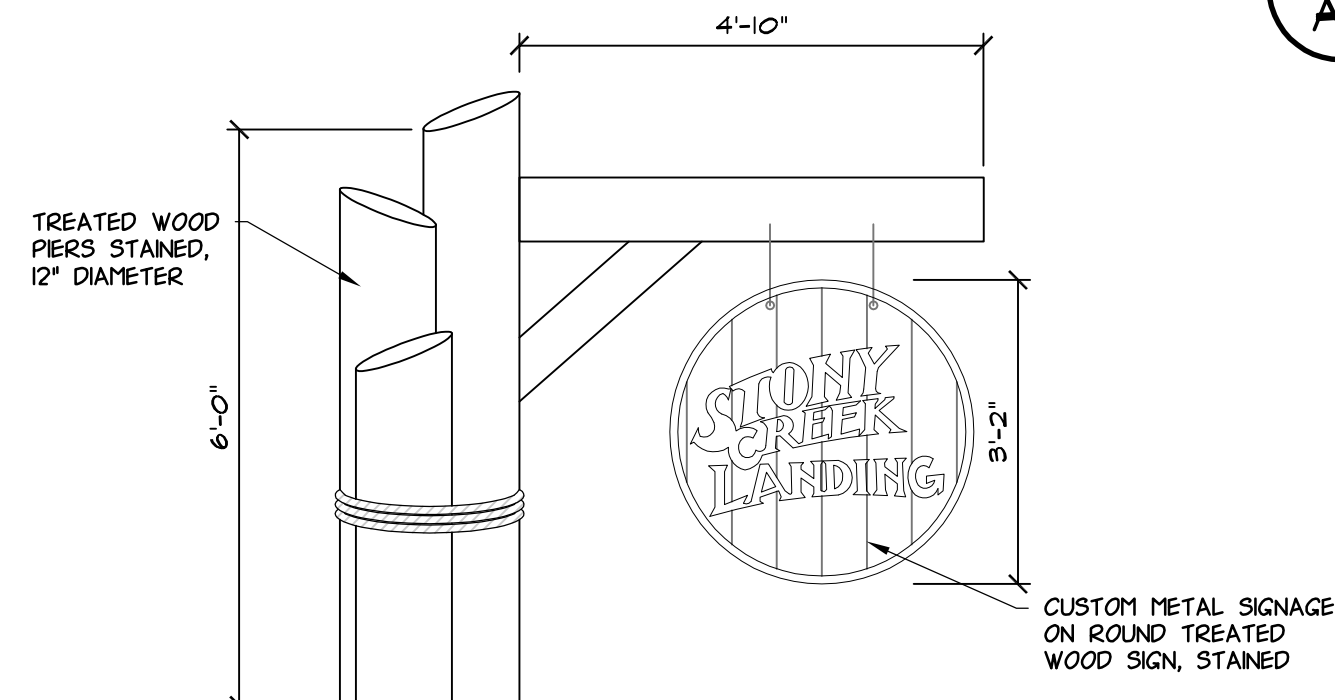
SHEET NO.

## ELEVATION NOTES

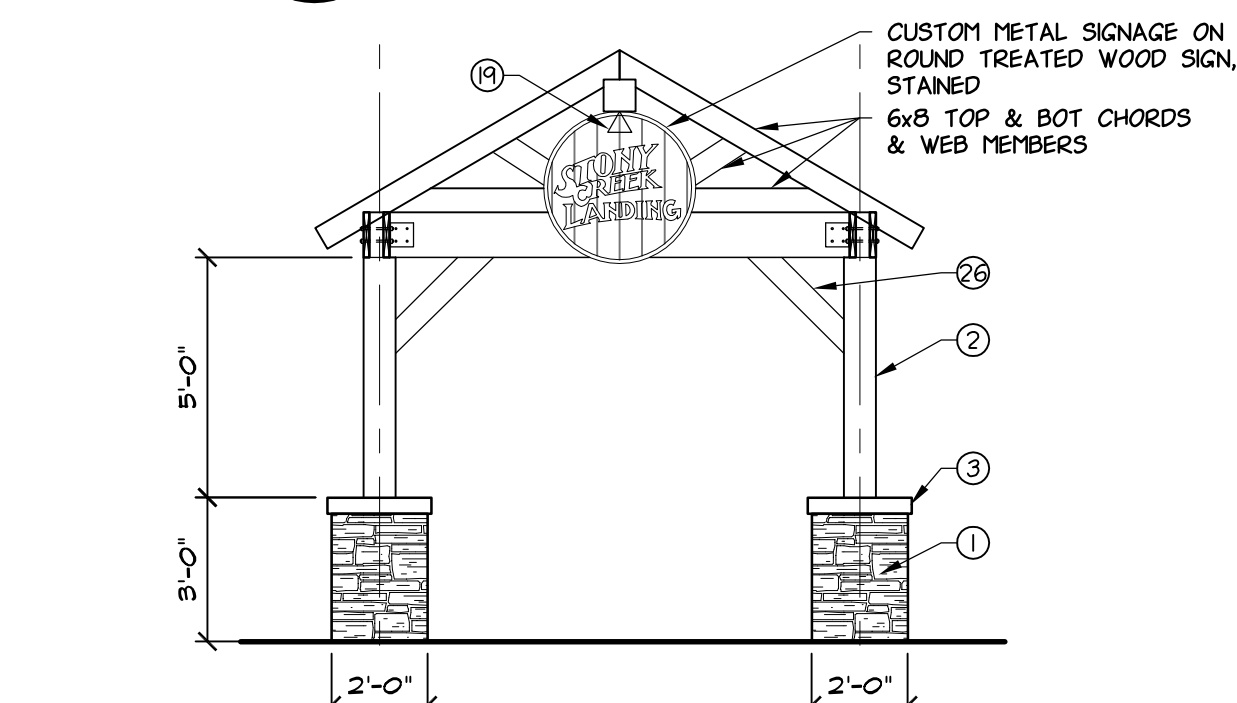
- 1 STONE VENEER
- 2 8x8 WOOD POST ROUGH SAWN, STAINED
- 3 CAST STONE CAP
- 4 VERTICAL BOARD AND BATTEN CEMENTITIOUS SIDING @ 2'-0" O.C. (PRE-FINISHED)
- 5 FRP DOOR AND ALUM. FRAME
- 6 ALUM FRAME AND GLAZING
- 7 ALUM DOOR AND GLAZING
- 8 FASCIA BOARD W/ ALUM CLADDING
- 9 ASPHALT SHINGLE ROOF
- 10 DECORATIVE WOOD FRAMING, ROUGH SAWN STAINED
- 11 SIGN AND BRACKET, STAINED
- 12 CEMENTITIOUS VERTICAL SIDING (PRE-FINISHED)
- 13 10" ALUMINUM LETTERS, EXACT TEXT T.B.D.
- 14 DECORATIVE BARN DOORS
- 15 ELEC. METER
- 16 GAS METER
- 17 DOWN SPOUT, ROUND PROFILE W/ BRACKET
- 18 CEMENTITIOUS TRIM, PRE-FINISHED
- 19 SIGN LIGHT
- 20 EXTERIOR GRADE DECORATIVE TRUSS ROUGH SAWN STAINED
- 21 LIGHT SCOFF
- 22 FOLDING WOOD SHUTTERS, STAINED AND VARNISHED, SLIDE BOLTS ON BACK SIDE OF SHUTTERS
- 23 DECORATIVE METAL BALL
- 24 FOOT RAIL, METAL
- 25 CEMENTITIOUS WOOD PANEL SIDING W/ TRIM, PRE FINISHED
- 26 6x8 DECORATIVE HEAVY TIMBER FRAMING, ROUGH SAWN STAINED



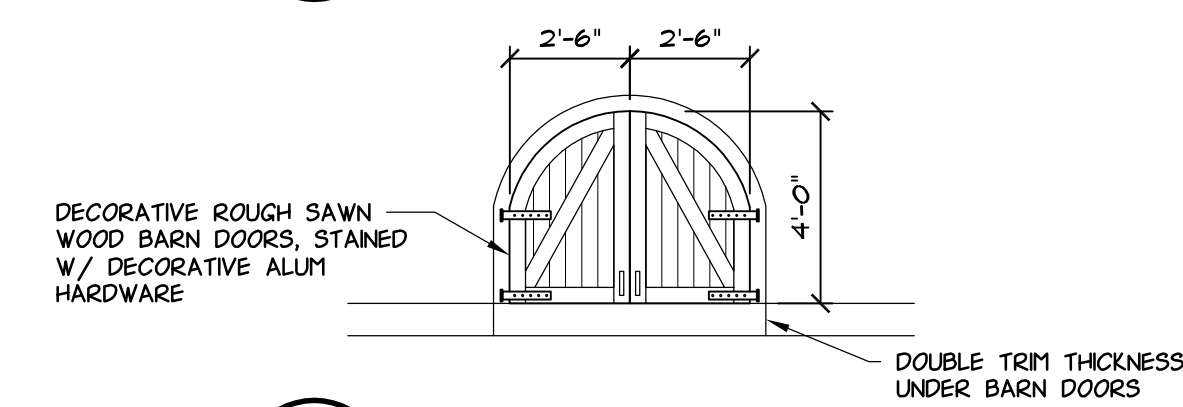
**8 GRILL ELEVATION**  
A1 SCALE: 1/4"=1'-0"



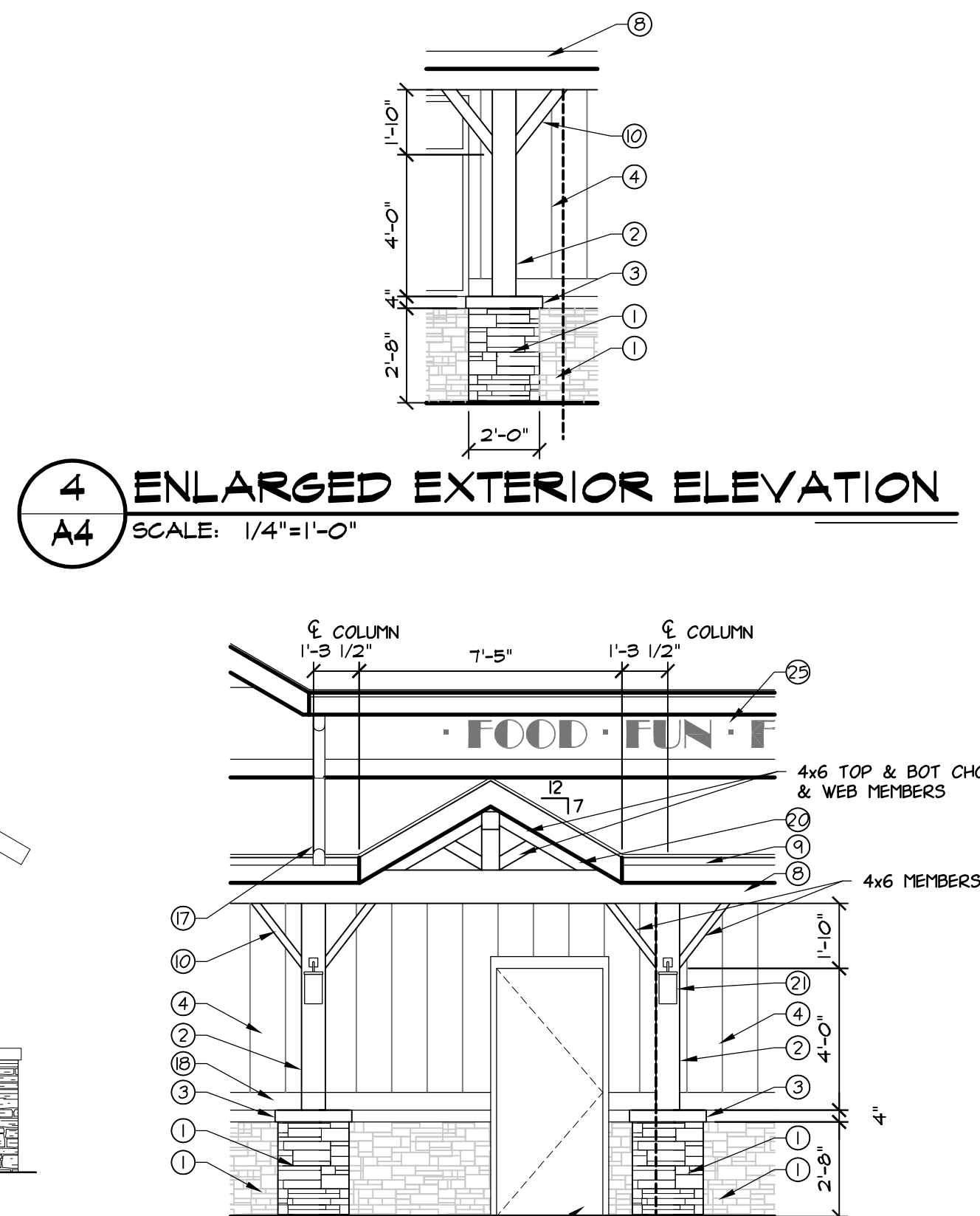
**7 ENTRANCE SIGN**  
A4 SCALE: 1/2"=1'-0"



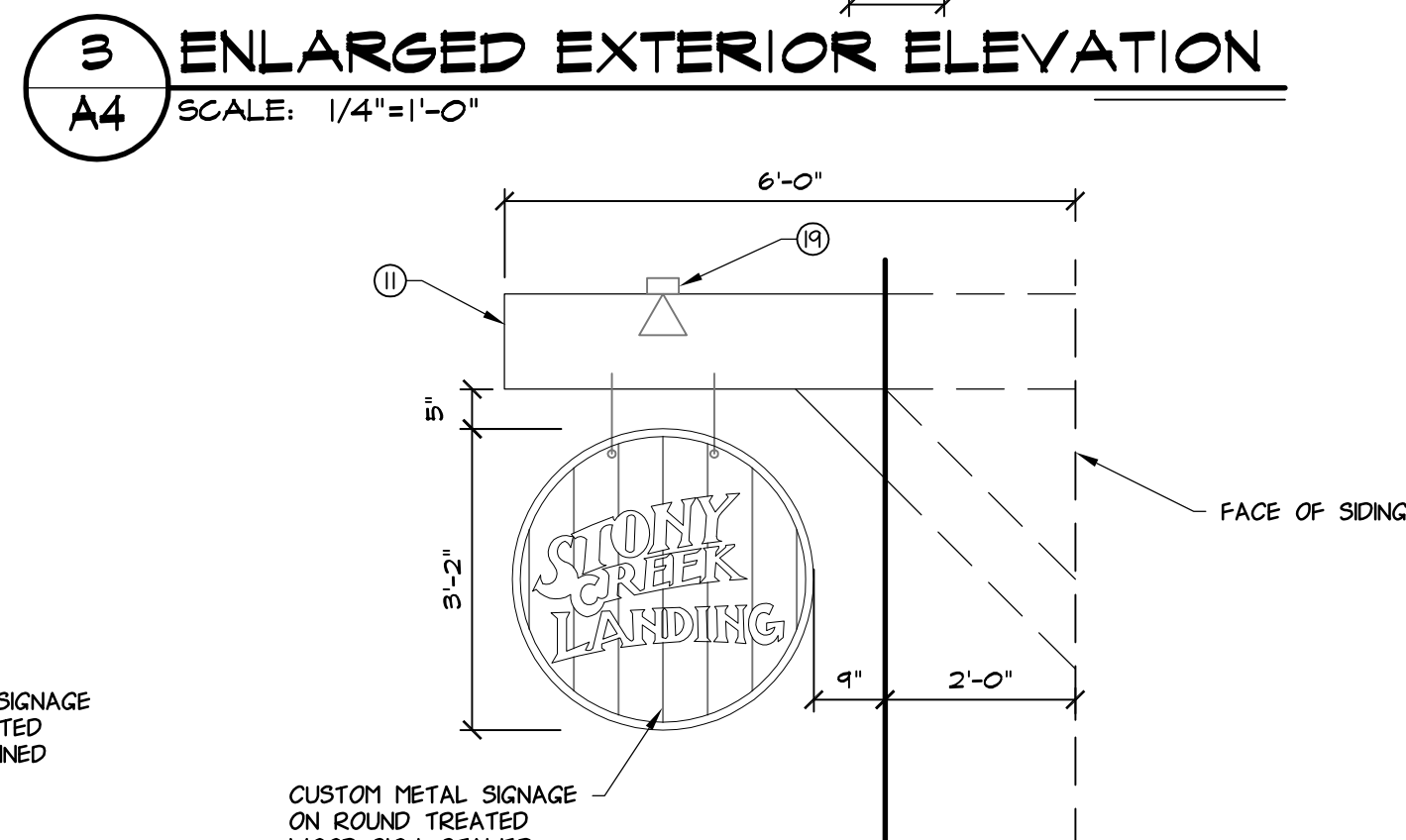
**6 ELEVATION**  
A1 SCALE: 1/4"=1'-0"



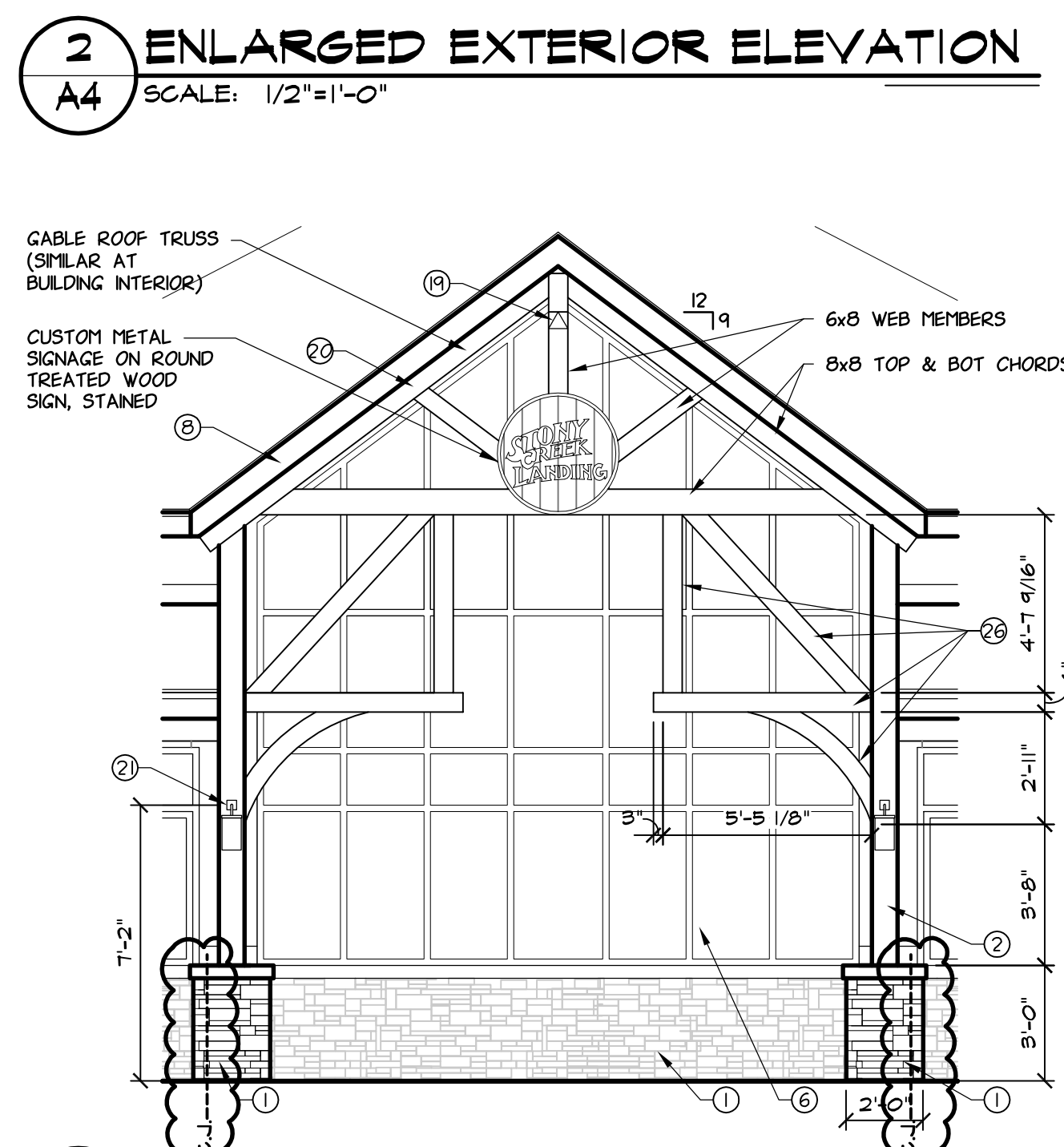
**5 BLOW UP DETAIL**  
A4 SCALE: 1/4"=1'-0"



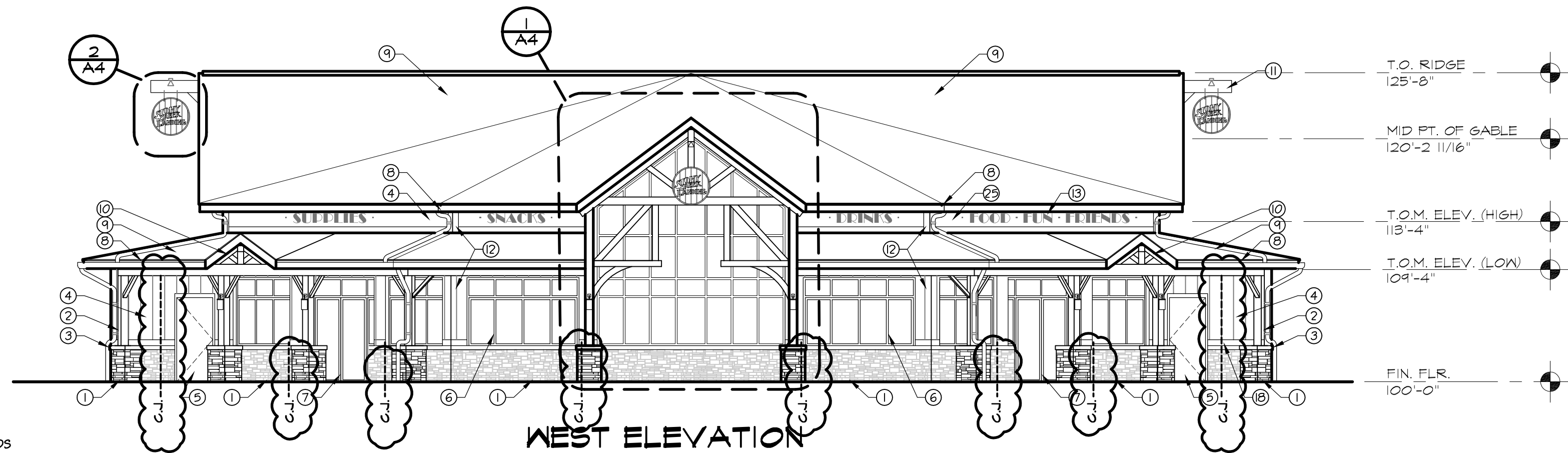
**4 ENLARGED EXTERIOR ELEVATION**  
A4 SCALE: 1/4"=1'-0"



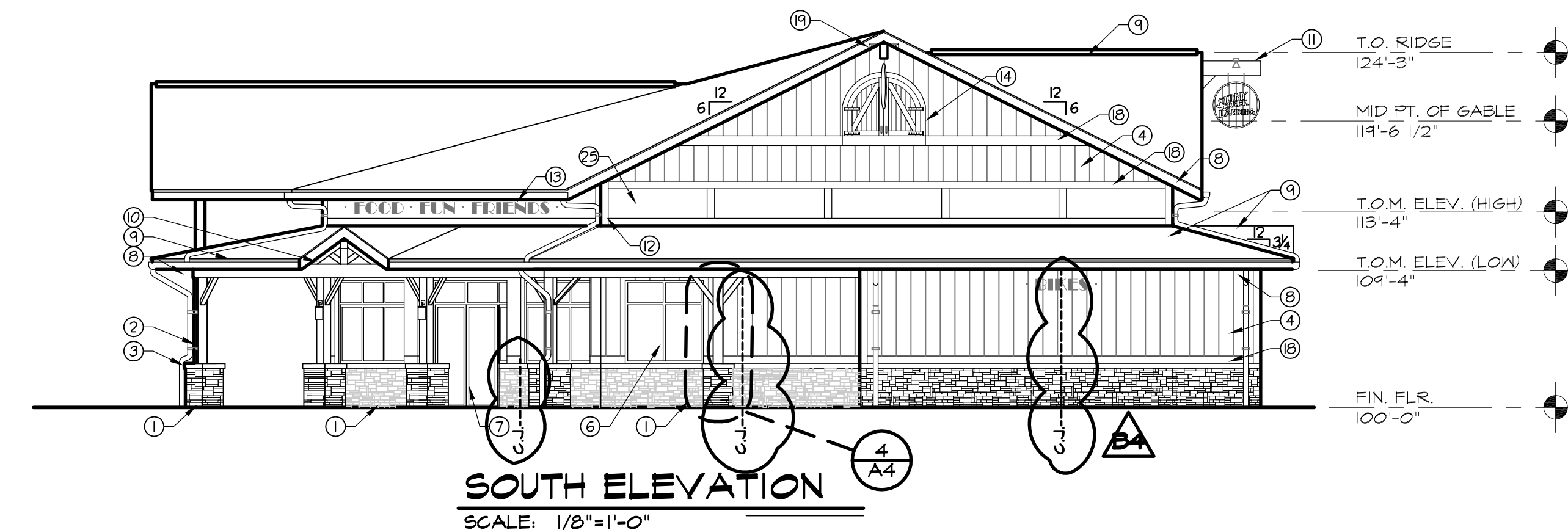
**3 ENLARGED EXTERIOR ELEVATION**  
A4 SCALE: 1/4"=1'-0"



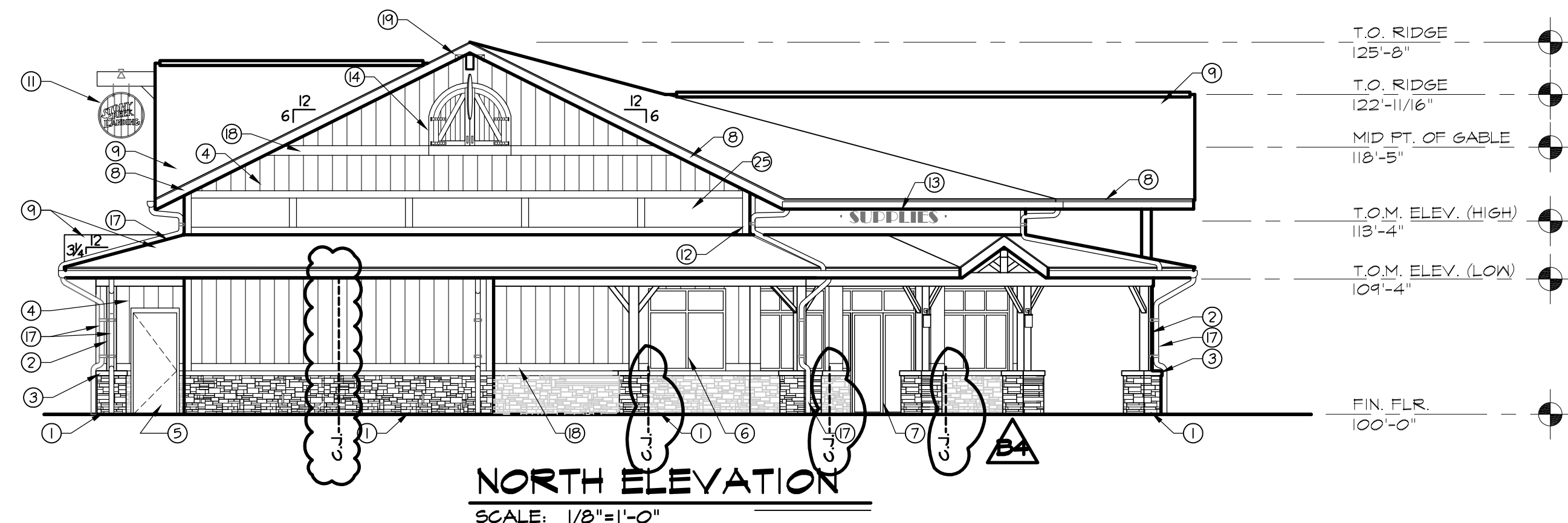
**1 ENLARGED EXTERIOR ELEVATION**  
A4 SCALE: 1/4"=1'-0"



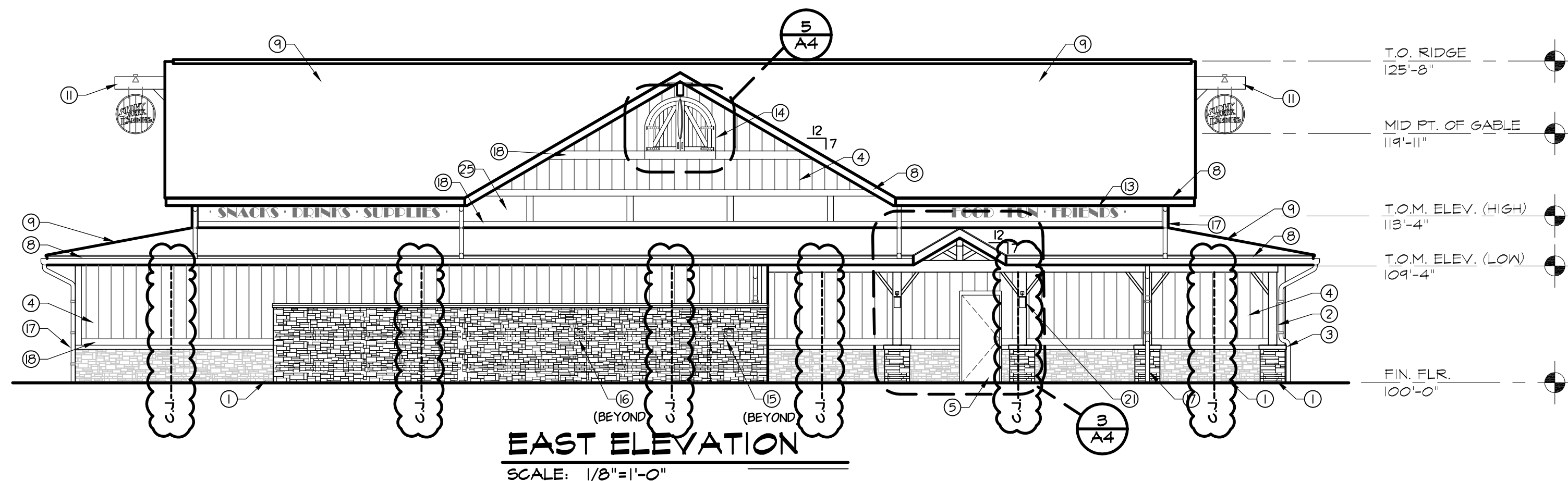
**WEST ELEVATION**  
SCALE: 1/8"=1'-0"



**SOUTH ELEVATION**  
SCALE: 1/8"=1'-0"



**NORTH ELEVATION**  
SCALE: 1/8"=1'-0"



**EAST ELEVATION**  
SCALE: 1/8"=1'-0"

PROJECT NAME:

## STONY CREEK LANDING

SHEET TITLE:

## EXTERIOR ELEVATIONS

CLIENT:

**HURON-CLINTON  
METROPOLITAN AUTHORITY**

<input checked="" type="checkbox"/> PRELIMINARY	<input checked="" type="checkbox"/> CONSTRUCTION	<input type="checkbox"/> RECORD
DRAWN BY: BLC	CHECKED BY: JRA	DATE: NOVEMBER 2016
SCALE:	AS NOTED	

UTILITY INFORMATION, AS SHOWN, INDICATES APPROXIMATE LOCATIONS AND TYPES OF EXISTING UTILITIES ONLY, AS DISCLOSED BY RECORDS PROVIDED TO THIS FIRM FROM THE VARIOUS UTILITY COMPANIES. NO GUARANTEE IS GIVEN OR IMPLIED AS TO THE COMPLETENESS OR ACCURACY THEREOF.

PRIOR TO CONSTRUCTION, ALL LOCATIONS AND DEPTHS OF EXISTING OVERHEAD AND UNDERGROUND UTILITIES (IN CONFLICT WITH THE CONSTRUCTION OF THESE PROPOSED IMPROVEMENTS) SHALL BE VERIFIED IN THE FIELD. DURING THE CONSTRUCTION, THE CONTRACTOR SHALL PROTECT AND SUPPORT ALL UTILITIES THAT ARE ENCOUNTERED. (ALL COSTS FOR UTILITY LOCATION VERIFICATION, SUPPORT AND PROTECTION SHALL BE INCLUDED IN THE PROPOSED PAY ITEM CONFLICTING WITH THAT UTILITY.)

DURING CONSTRUCTION, THE CONTRACTOR SHALL USE EXTREME CAUTION WHEN OPERATING NEAR ANY AND ALL OVERHEAD AND / OR BURIED UTILITIES.

CALL MISS DIG

PROJECT NO. **0215-0038**

M:\0215\0215-0038\DWG\ARCH\0215\A4.DWG  
24X36--1/8/2018 7:57:27 AM

SHEET NO.

**A4**



PROJECT NAME:

SHEET TITLE:  
**WALL SECTIONS**

CLIENT: **HURON-CLINTON  
METROPOLITAN AUTHORITY**

☒ PRELIMINARY ☒ CONSTRUCTION ☐ RECORD

DRAWN BY:	CHECKED BY:	DATE:
-----------	-------------	-------

BLC	JRA	NOVEMBER 2011
SCALE:		

AS NOTED

UTILITY INFORMATION, AS SHOWN, INDICATES  
APPROXIMATE LOCATIONS AND TYPES OF EXISTING  
FACILITIES ONLY, AS DISCLOSED BY RECORDS  
PROVIDED TO THIS FIRM FROM THE VARIOUS UTILITY  
COMPANIES. NO GUARANTEE IS GIVEN OR IMPLIED AS  
TO THE COMPLETENESS OR ACCURACY THEREOF.

PRIOR TO CONSTRUCTION, ALL LOCATIONS AND DEPTHS OF EXISTING OVERHEAD AND UNDERGROUND UTILITIES ( IN CONFLICT WITH THE CONSTRUCTION OF THESE PROPOSED IMPROVEMENTS ) SHALL BE VERIFIED IN THE FIELD. DURING THE CONSTRUCTION, THE CONTRACTOR SHALL PROTECT AND SUPPORT ALL UTILITIES THAT ARE ENCOUNTERED. ( ALL COSTS FOR UTILITY LOCATION VERIFICATION, SUPPORT AND PROTECTION SHALL BE INCLUDED IN THE PROPOSED PROJECT CONTRACT PRICE AND NOT IN THE UTILITY

DURING CONSTRUCTION, THE CONTRACTOR SHALL USE EXTREME CAUTION WHEN OPERATING NEAR ANY AND ALL OVERHEAD AND / OR BURIED UTILITIES.

CALL MISS DIG

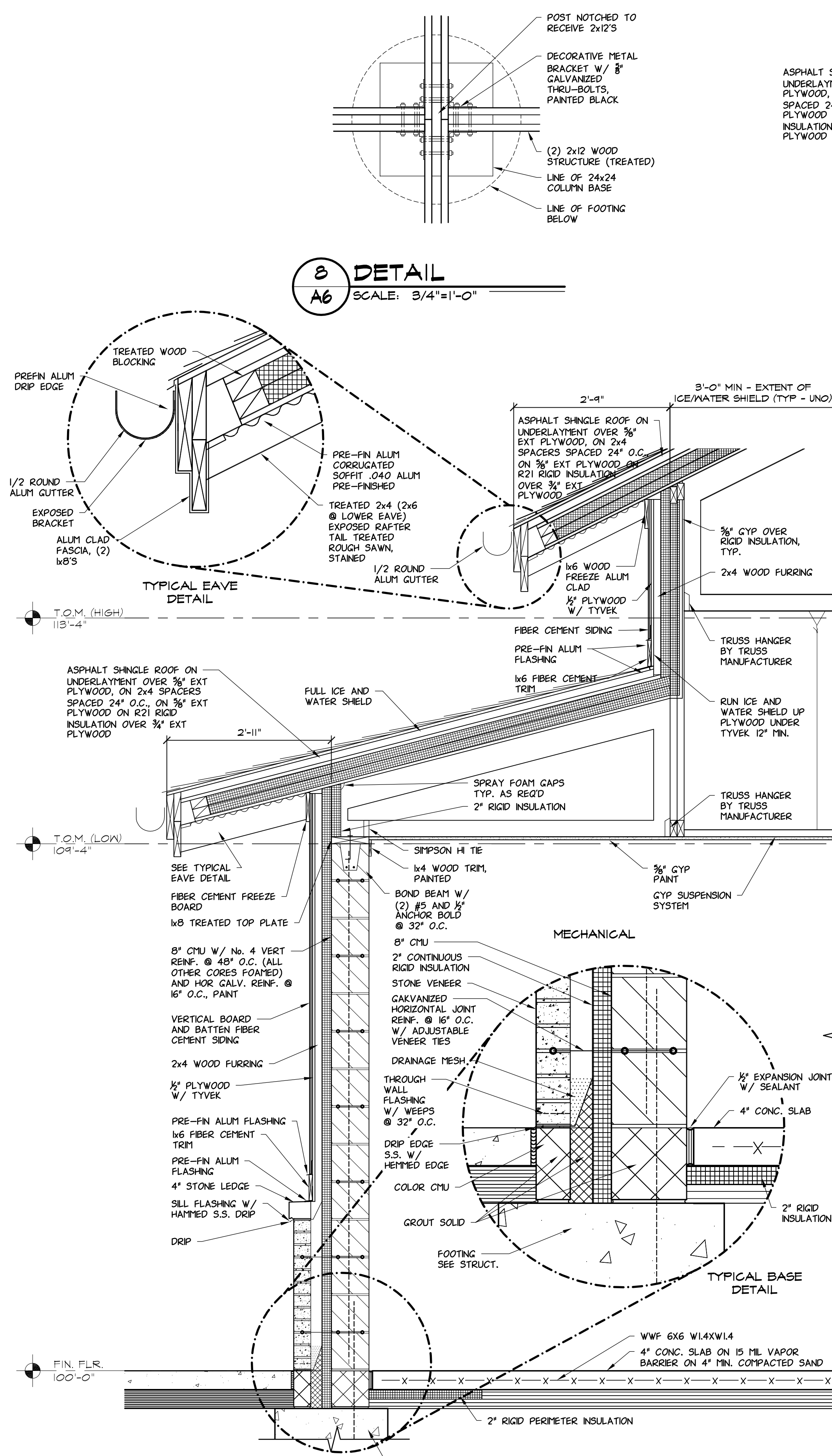
PROJECT NO. 0015 0038

M: \0215\0215-0038\DWG\ARCH\CDS\A6.DWG

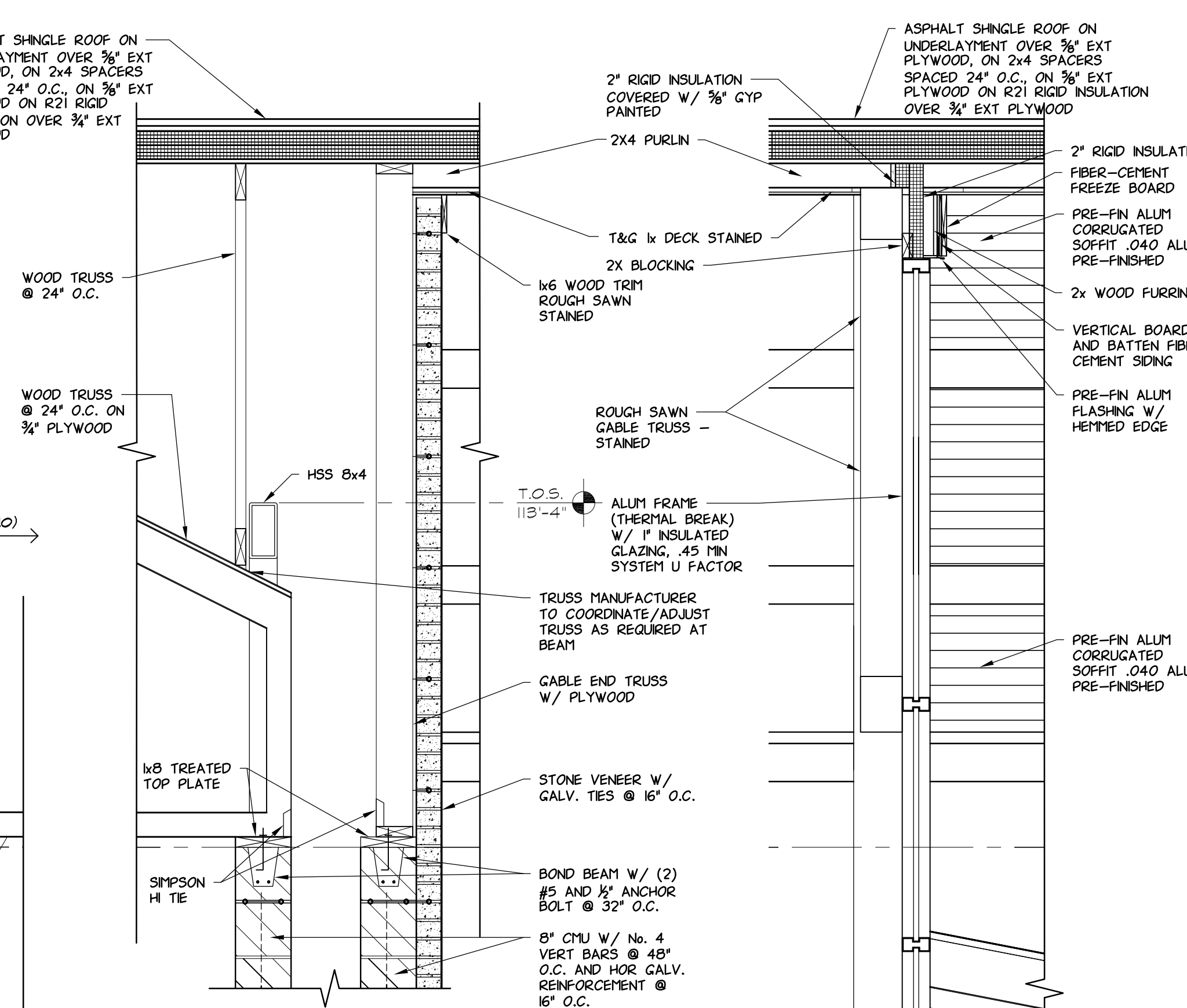
SHEET NO.

# A6

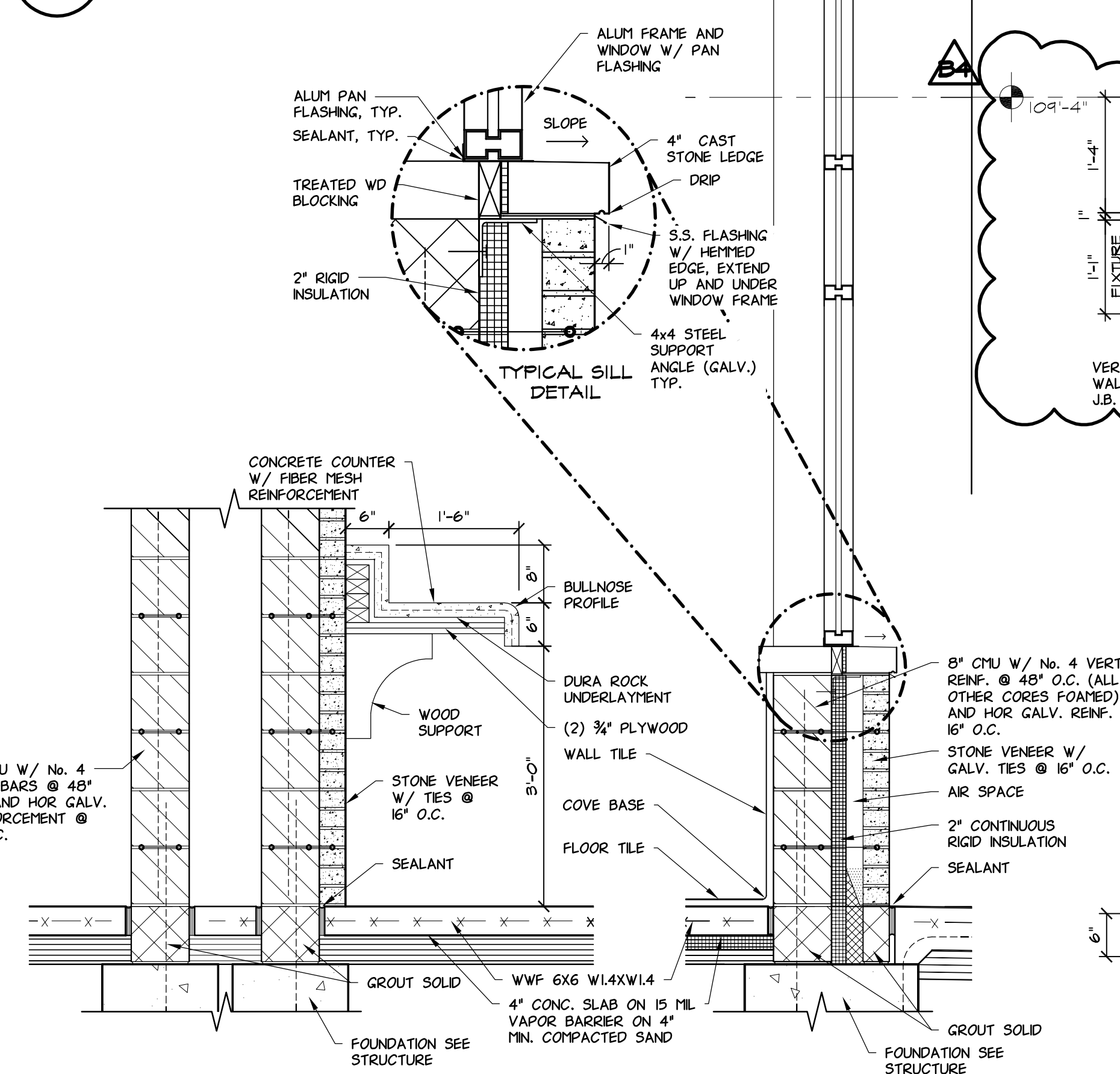
COPYRIGHT 2017 ANDERSON ECKSTEIN AND WESTRICK, INC.



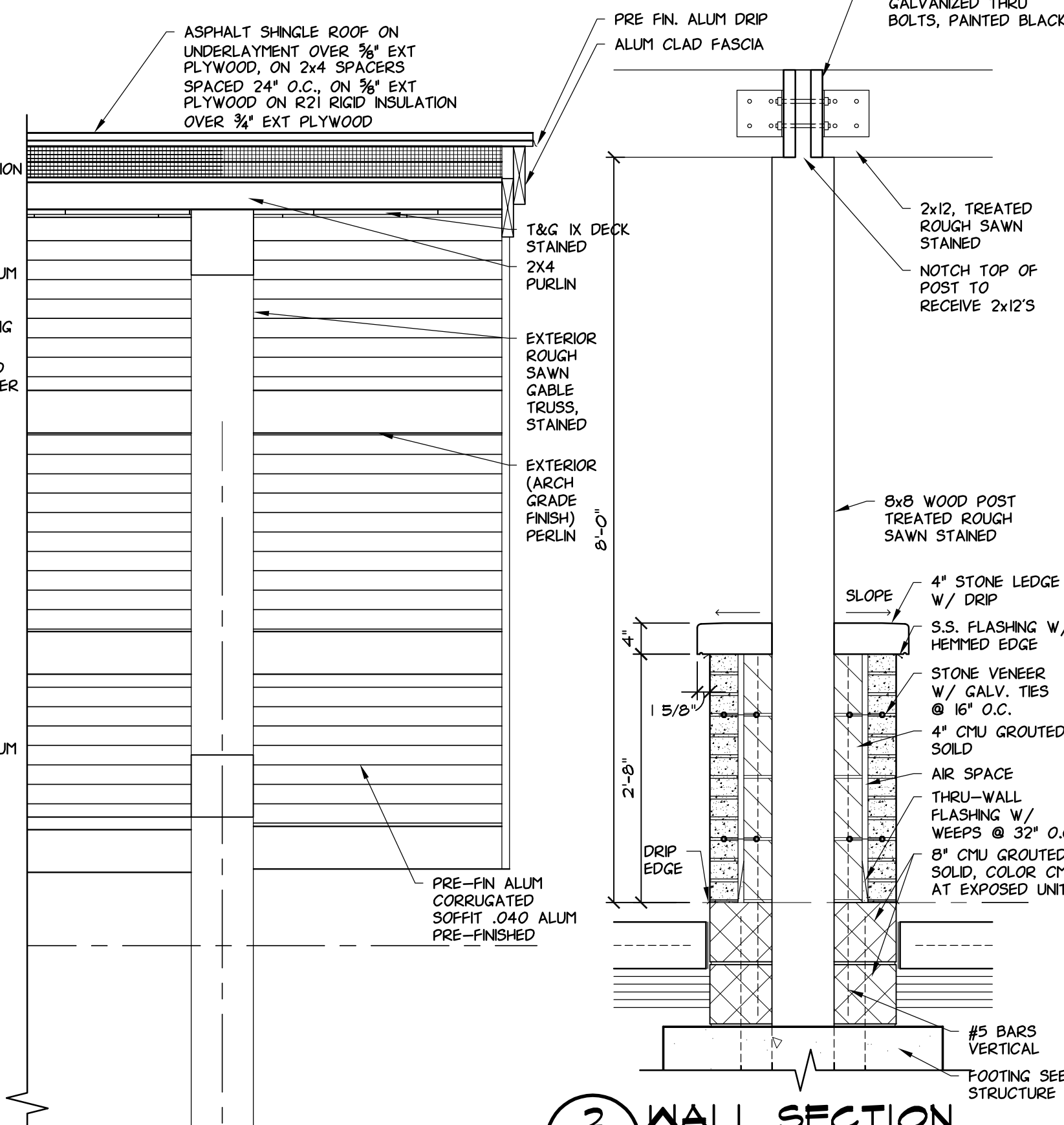
7 WALL SECTION  
A5 SCALE: 3/4"=1'-0"



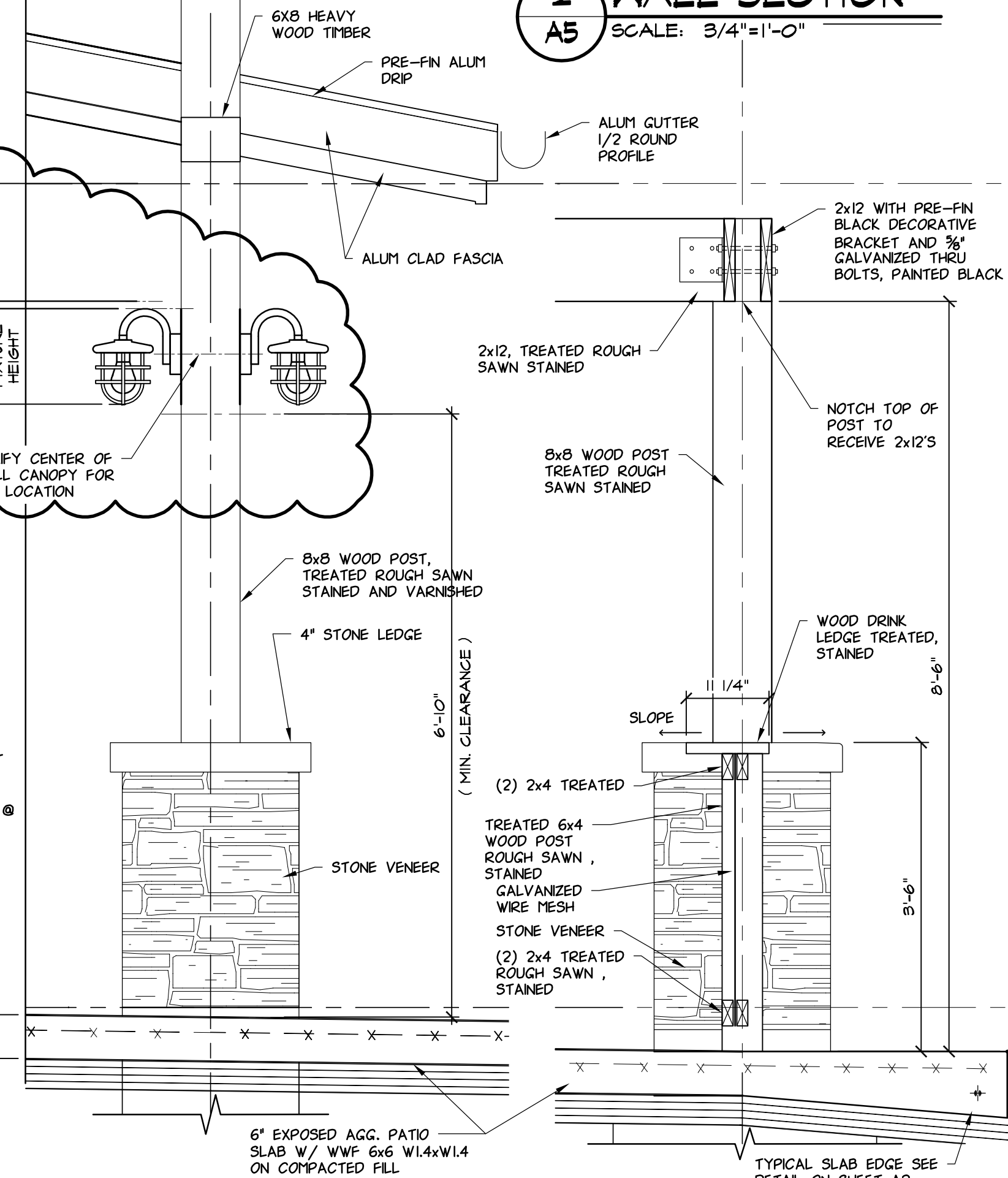
6 WALL SECTION  
A5 SCALE: 3/4"=1'-0"



5 WALL SECTION  
A5 SCALE: 3/4"=1'-0"



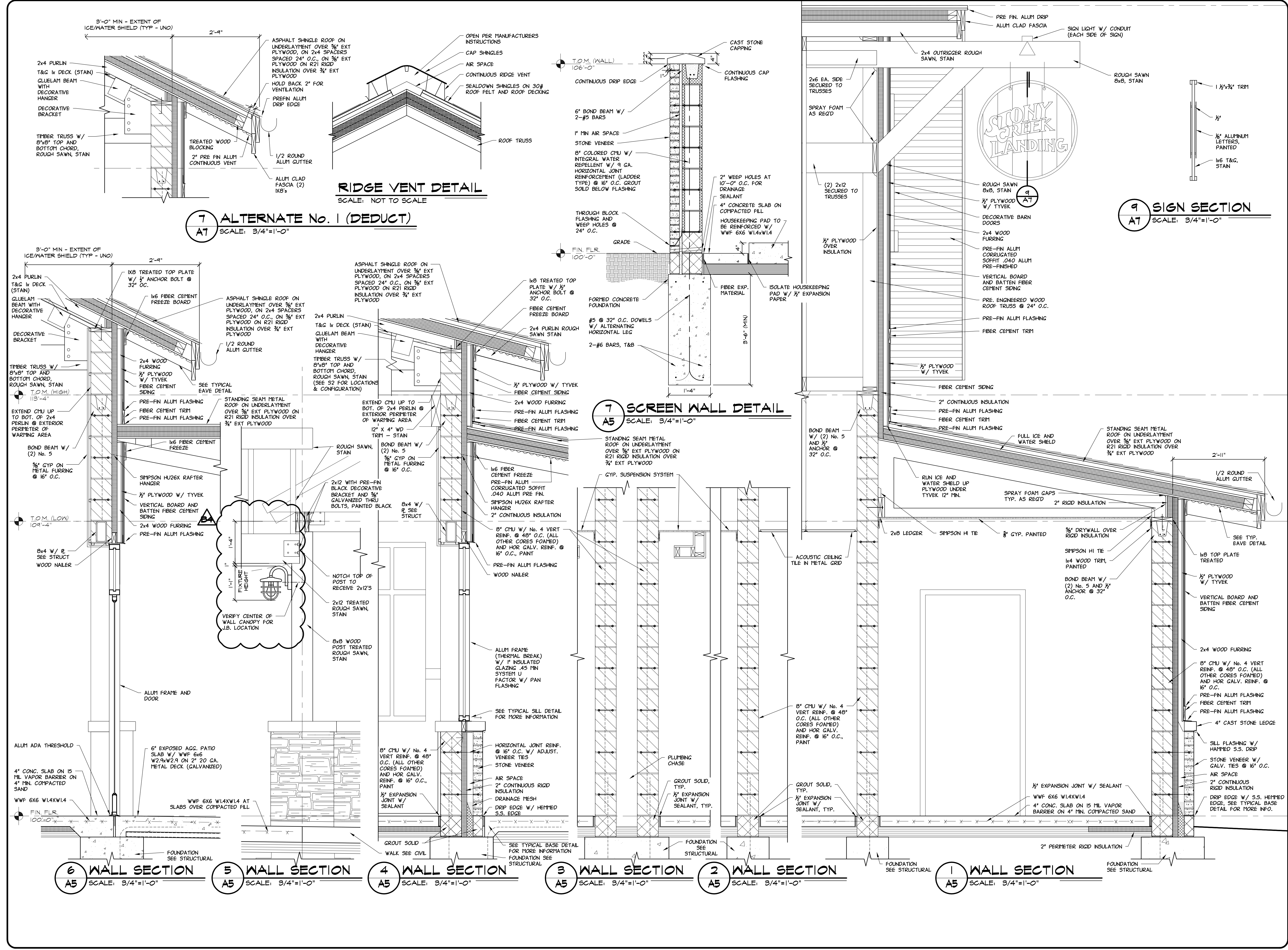
2 WALL SECTION  
A5 SCALE: 3/4" = 1'-0"



3 WALL SECTION  
A5 SCALE: 3/4"=1'-0"



1 WALL SECTION  
A5 SCALE: 3/4"=1'-0"



12/22/17	BULLETIN 4
08/08/17	CONSTRUCTION ISSUE
08/08/17	BULLETIN 1
04/25/17	ADDENDUM 2
04/18/17	ADDENDUM 1
04/10/17	BID ISSUE
03/31/17	HCM PLAN REVIEW
03/15/17	PERMIT ISSUE
DATE	SUBMITTALS/REVISIONS

3 WORKING DAYS  
BEFORE YOU DIG  
CALL MISS DIG  
811  
(TOLL FREE)

PROJECT NAME:

**STONY CREEK  
LANDING**

SHEET TITLE:  
**WALL SECTIONS**

CLIENT:

**HURON-CLINTON  
METROPOLITAN AUTHORITY**

☒ PRELIMINARY ☒ CONSTRUCTION ☐ RECORD

DRAWN BY: BLC CHECKED BY: JRA DATE: NOVEMBER 2016

SCALE: AS NOTED

UTILITY INFORMATION, AS SHOWN, INDICATES APPROXIMATE LOCATIONS AND TYPES OF EXISTING UTILITIES. (IN CONFLICT WITH THE CONSTRUCTION OF THESE PROPOSED IMPROVEMENTS) SHALL BE VERIFIED IN THE FIELD. DURING THE CONSTRUCTION, THE CONTRACTOR SHALL PROTECT AND SUPPORT ALL UTILITIES THAT ARE ENCOUNTERED. (ALL COSTS FOR UTILITY LOCATION VERIFICATION, SUPPORT AND PROTECTION SHALL BE INCLUDED IN THE PROPOSED PAY ITEM CONFLICTING WITH THAT UTILITY).

DURING CONSTRUCTION, THE CONTRACTOR SHALL USE EXTREME CAUTION WHEN OPERATING NEAR ANY AND ALL OVERHEAD AND / OR BURIED UTILITIES.

CALL MISS DIG

PROJECT NO. **0215-0038**

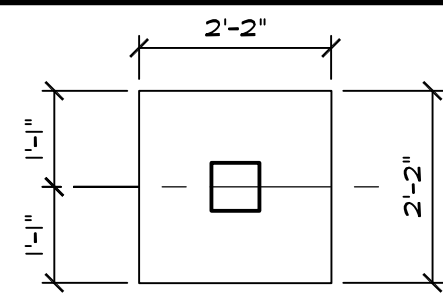
M:\0215\0215-0038\DWG\ARCH\CD\A7.DWG  
24X36--1/8/2018 7:54:47 AM

SHEET NO.

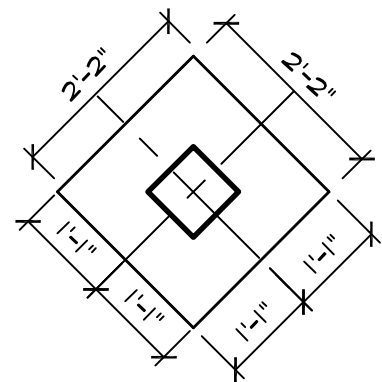
**A7**

COPYRIGHT, 2017, ANDERSON, ECKSTEIN AND WESTRICK, INC.

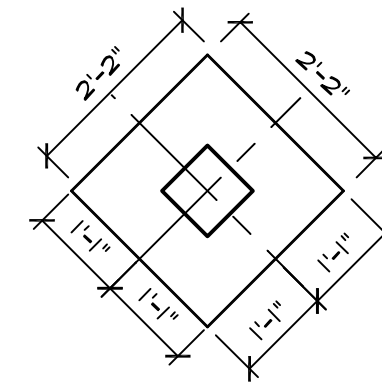




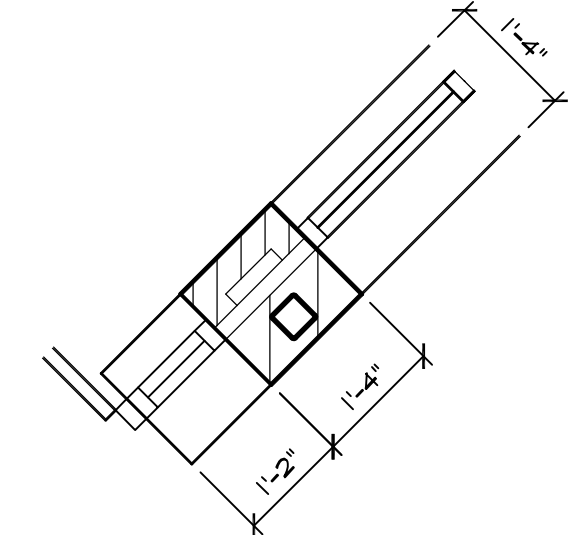
12 ENLARGED PLAN  
AI SCALE: 1/2"=1'-0"



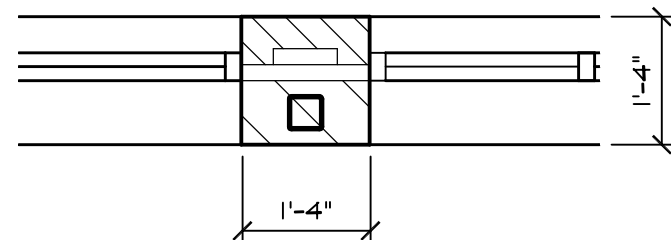
11 ENLARGED PLAN  
AI SCALE: 1/2"=1'-0"



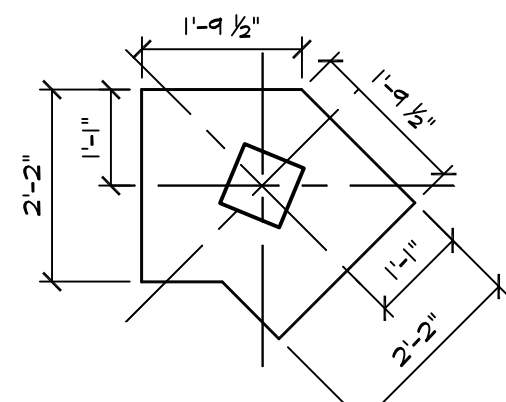
10 ENLARGED PLAN  
AI SCALE: 1/2"=1'-0"



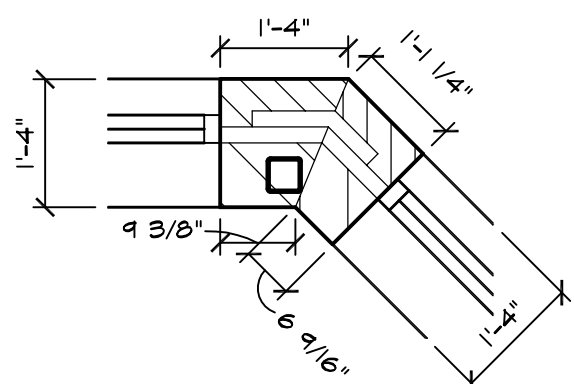
9 ENLARGED PLAN  
AI SCALE: 1/2"=1'-0"



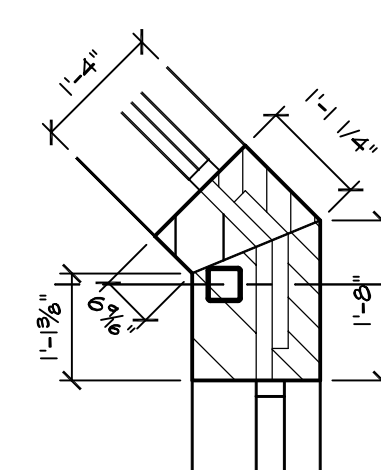
8 ENLARGED PLAN  
AI SCALE: 1/2"=1'-0"



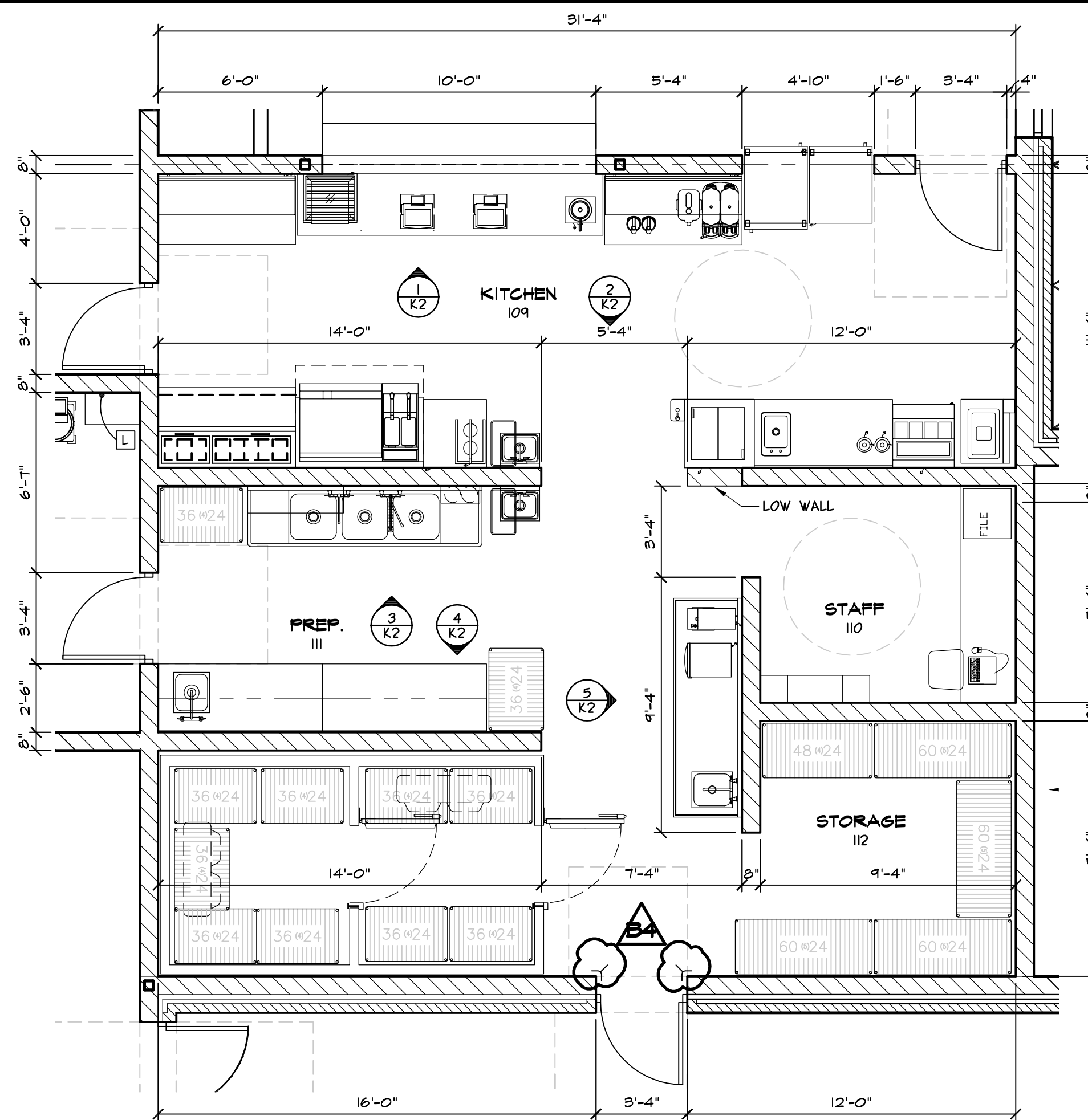
7 ENLARGED PLAN  
AI SCALE: 1/2"=1'-0"



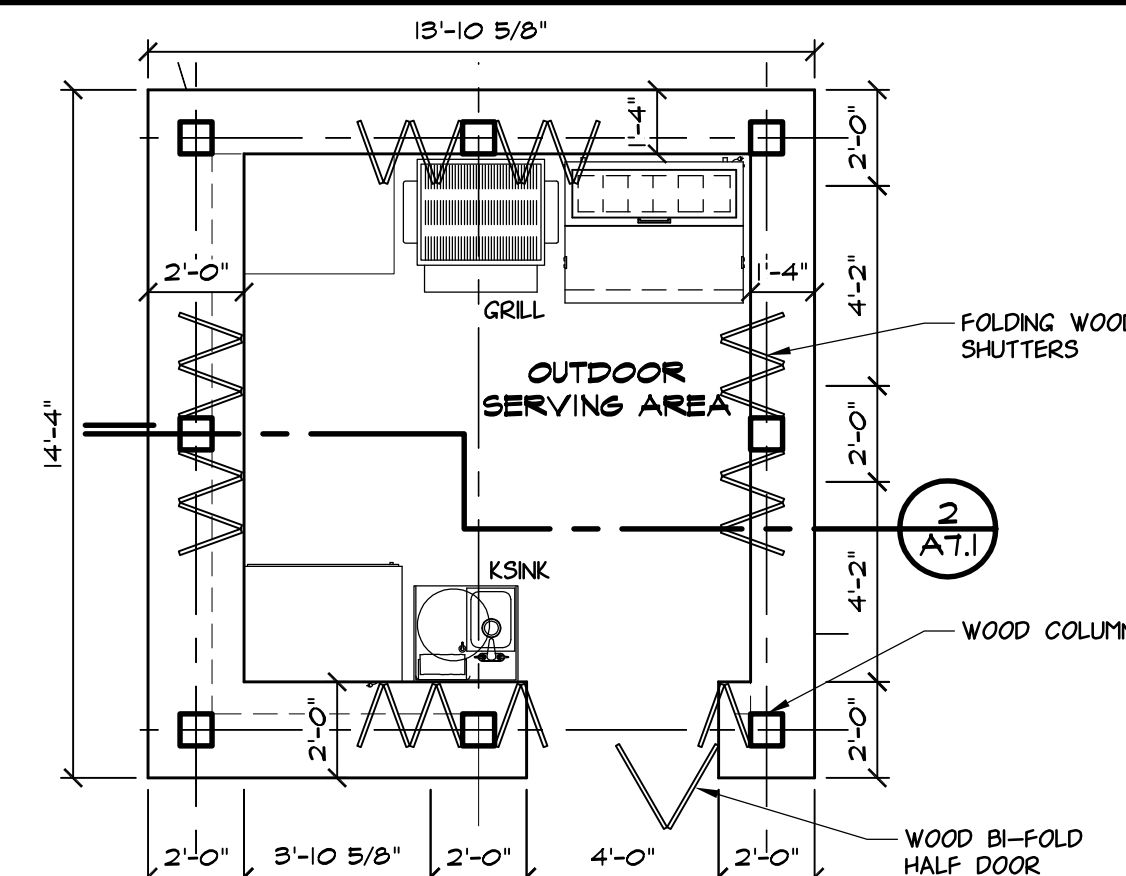
6 ENLARGED PLAN  
AI SCALE: 1/2"=1'-0"



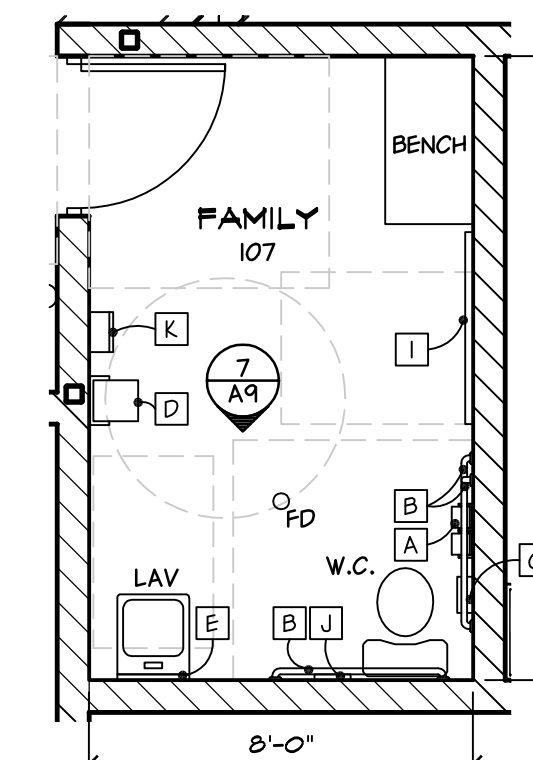
5 ENLARGED PLAN  
AI SCALE: 1/2"=1'-0"



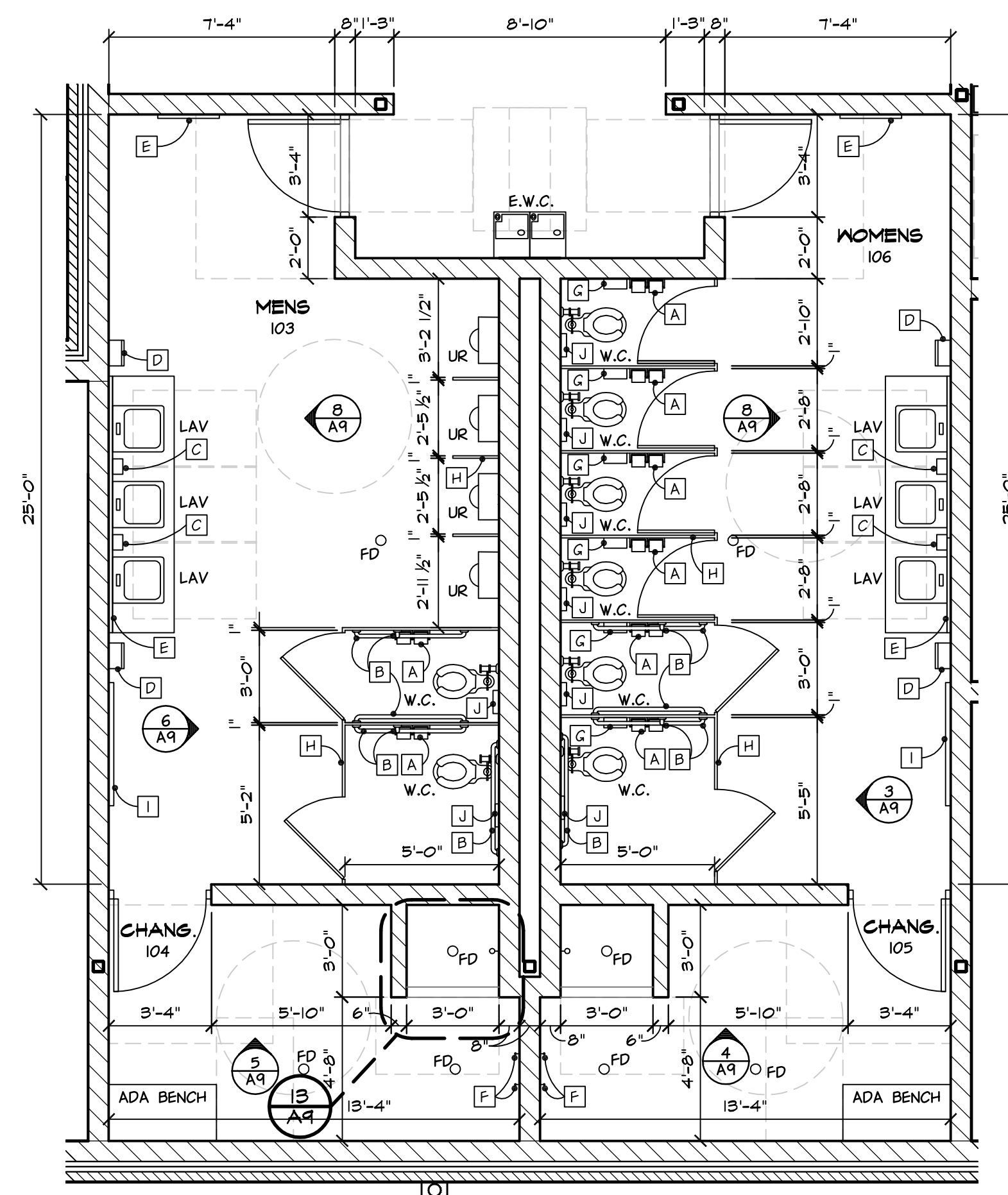
4 ENLARGED FLOOR PLAN  
AI SCALE: 1/4"=1'-0"



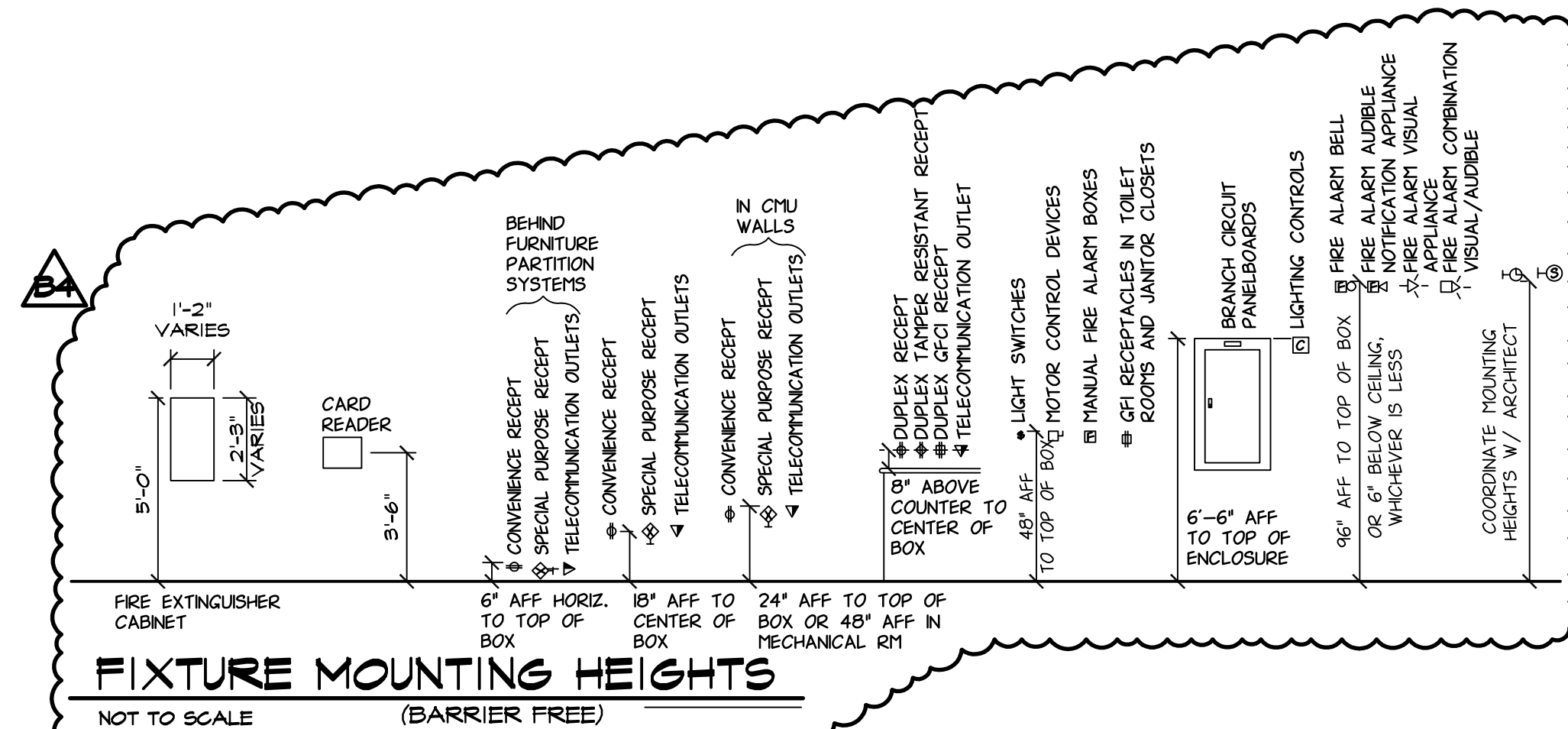
3 ENLARGED FLOOR PLAN  
AI SCALE: 1/4"=1'-0"



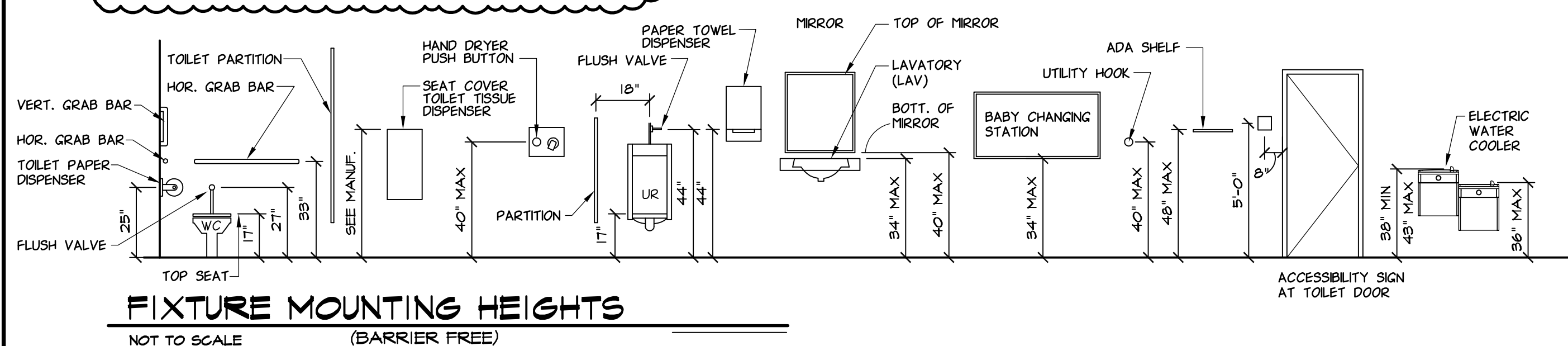
2 ENLARGED FLOOR PLAN  
AI SCALE: 1/4"=1'-0"



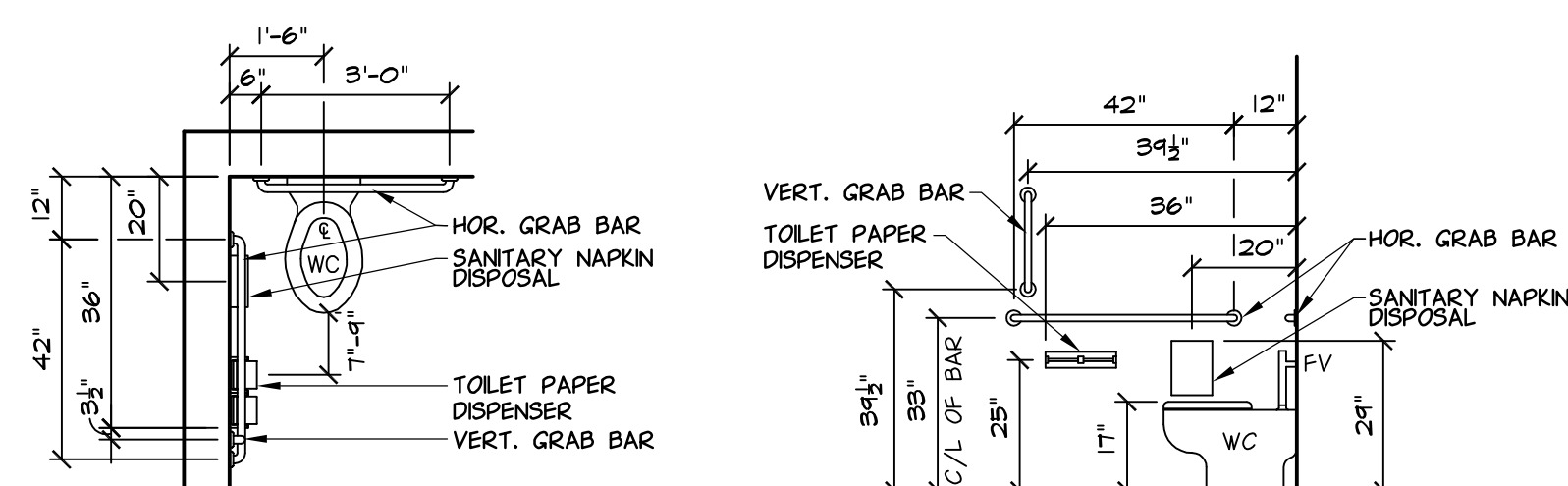
1 ENLARGED FLOOR PLAN  
AI SCALE: 1/4"=1'-0"



FIXTURE MOUNTING HEIGHTS  
NOT TO SCALE (BARRIER FREE)



FIXTURE MOUNTING HEIGHTS  
NOT TO SCALE (BARRIER FREE)



FIXTURE MOUNTING LOCATION  
NOT TO SCALE (BARRIER FREE TOILET)

ACCESSORIES SCHEDULE		
PK	ITEM	MANUFACTURER & MODEL
A	TOILET PAPER DISPENSER	BOBRICK® B-2740
B	S.S. HANDICAP GRAB BARS	BOBRICK® B-5806
C	SOAP DISPENSER (SURF. MOUNT.)	BOBRICK® B-2111
D	ELEC. HAND DRYER	BRADLEY® 2902-2874
E	MIRROR	BOBRICK®
F	ROBE HOOK	BOBRICK® B-76727
G	SANITARY NAPKIN DISPOSAL	BOBRICK®
H	PARTITION	SEE SPEC'S
I	BABY CHANGING STATION	KOALA KARE® KB110-35WM
J	TOILET SEAT COVER DISPENSER	BOBRICK® B-4221
K	CHLD SEAT	KOALA KARE® KB102-01
L	MOP AND BROOM HOLDER	BOBRICK® B-239

NOTE: 1. ACCESSORIES TYPICAL EA. TOILET  
2. \* OR APPROVED EQUAL

12/22/17	BULLETIN 4
08/08/17	CONSTRUCTION ISSUE
04/25/17	ADDENDUM 2
04/18/17	ADDENDUM 1
04/10/17	BID ISSUE
03/31/17	HCM PLAN REVIEW
03/15/17	PERMIT ISSUE
DATE	SUBMITTALS/REVISIONS

3 WORKING DAYS  
BEFORE YOU DIG  
CALL MISS DIG  
811  
(TOLL FREE)

PROJECT NAME:

## STONY CREEK LANDING

### SHEET TITLE: ENLARGED PLANS

CLIENT: HURON-CLINTON METROPOLITAN AUTHORITY		
<input checked="" type="checkbox"/> PRELIMINARY	<input checked="" type="checkbox"/> CONSTRUCTION	<input type="checkbox"/> RECORD
DRAWN BY: BLC	CHECKED BY: JRA	DATE: NOVEMBER 2016
SCALE: AS NOTED		

UTILITY INFORMATION, AS SHOWN, INDICATES APPROXIMATE LOCATIONS AND TYPES OF EXISTING UTILITIES ONLY, AS DISCLOSED BY RECORDS. PROVIDED TO THIS FIRM FROM THE VARIOUS UTILITY COMPANIES. NO GUARANTEE IS GIVEN OR IMPLIED AS TO THE COMPLETENESS OR ACCURACY THEREOF.

PRIOR TO CONSTRUCTION, ALL LOCATIONS AND DEPTHS OF EXISTING OVERHEAD AND UNDERGROUND UTILITIES (IN CONFLICT WITH THE CONSTRUCTION OF THESE PROPOSED IMPROVEMENTS) SHALL BE VERIFIED IN THE FIELD. DURING THE CONSTRUCTION, THE CONTRACTOR SHALL PROTECT AND SUPPORT ALL UTILITIES THAT ARE ENCOUNTERED. (ALL COSTS FOR UTILITY LOCATION VERIFICATION, SUPPORT AND PROTECTION SHALL BE INCLUDED IN THE PROPOSED PAY ITEM CONFLICTING WITH THAT UTILITY).

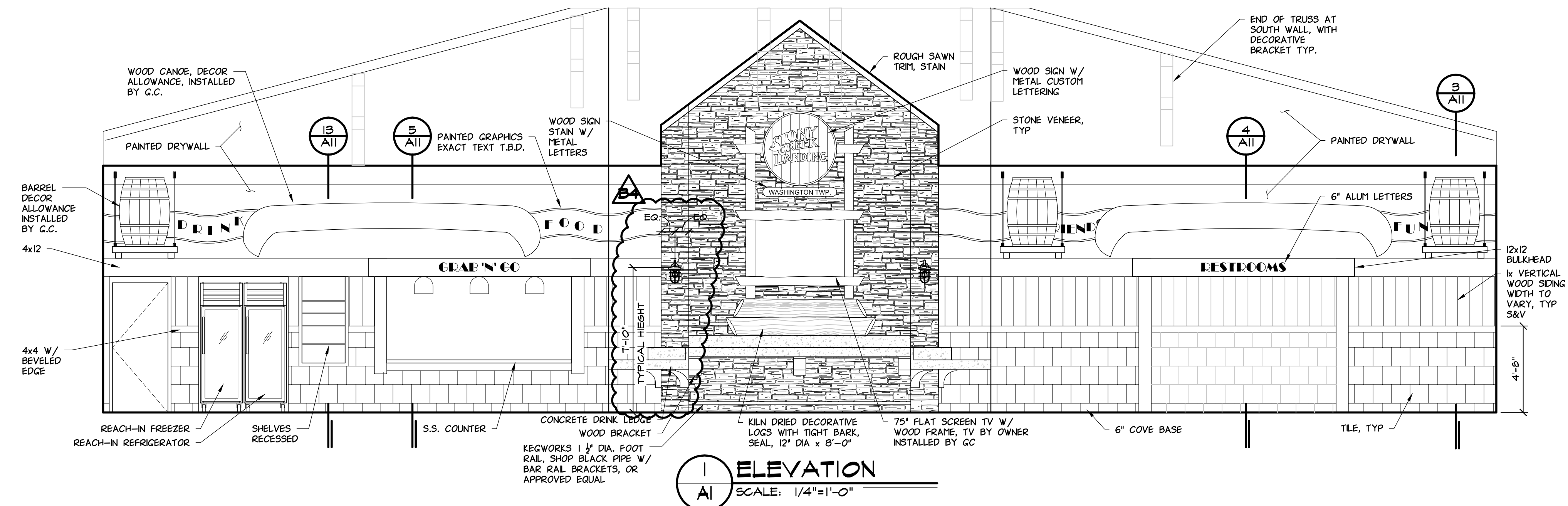
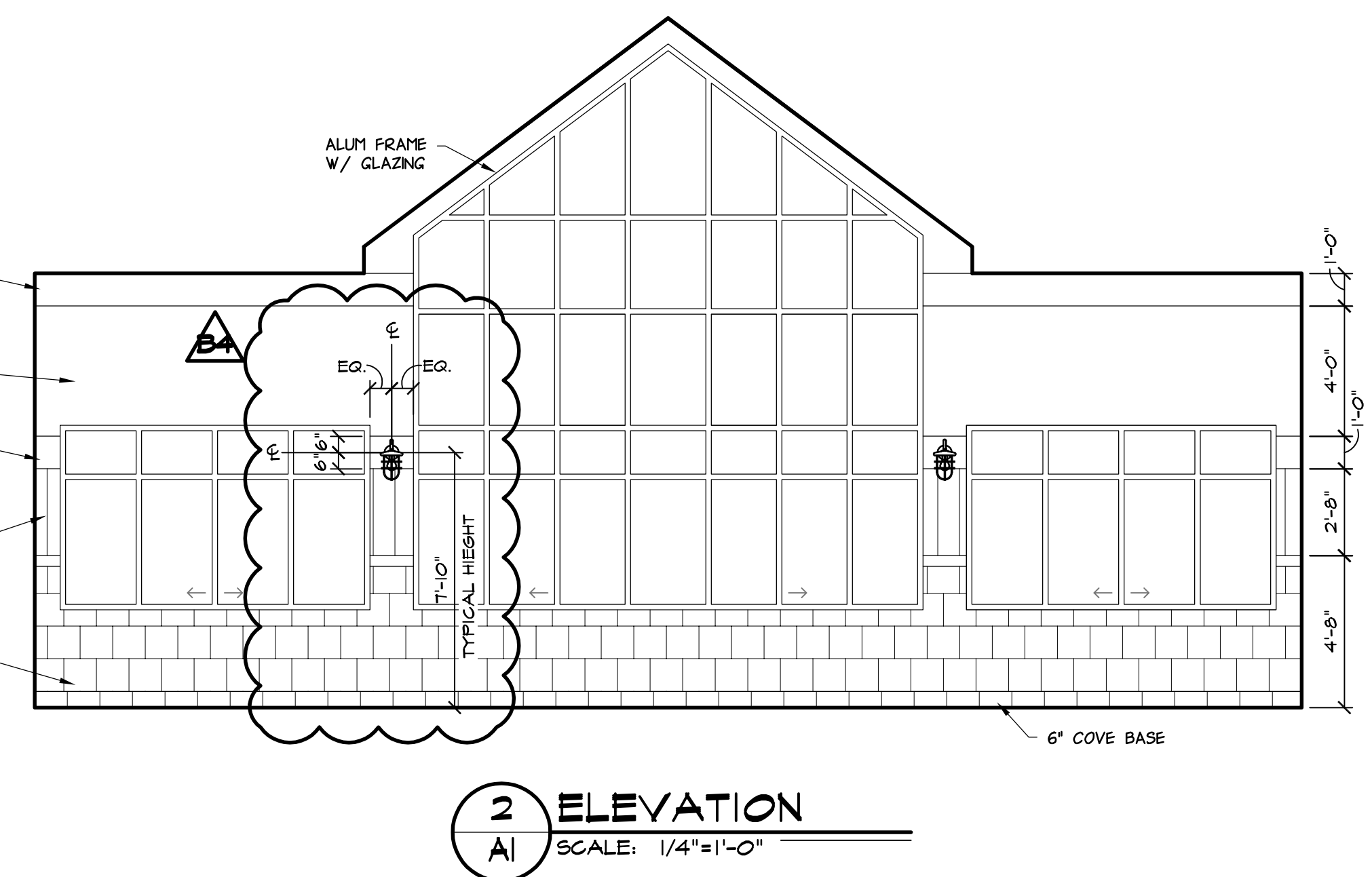
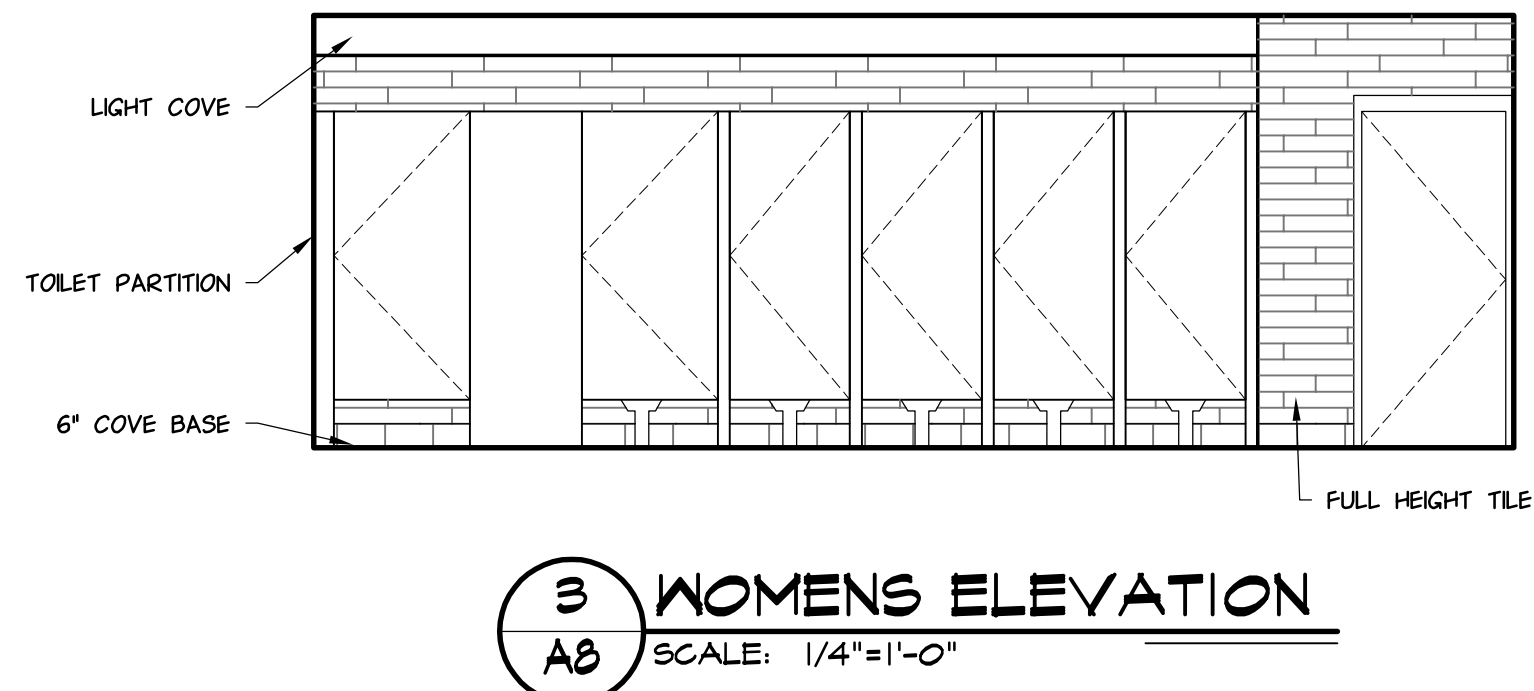
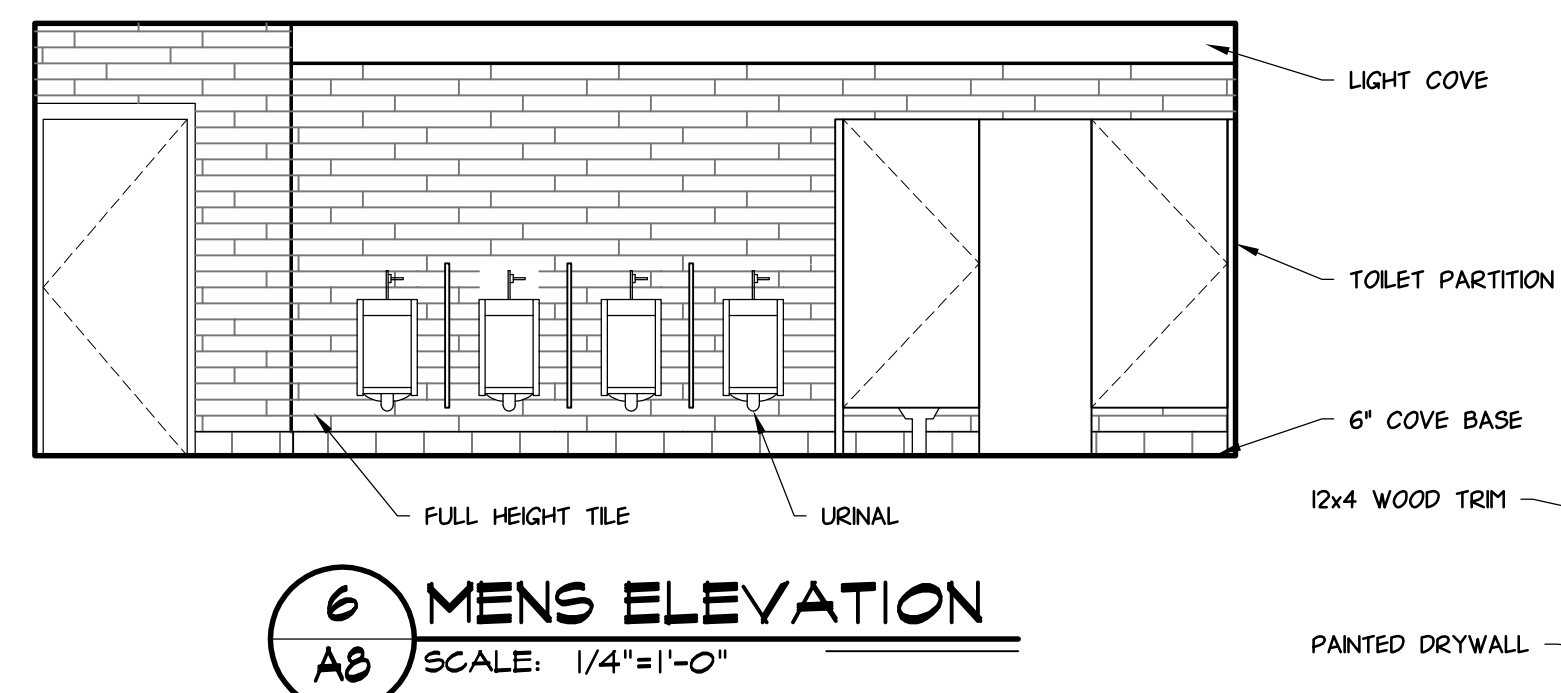
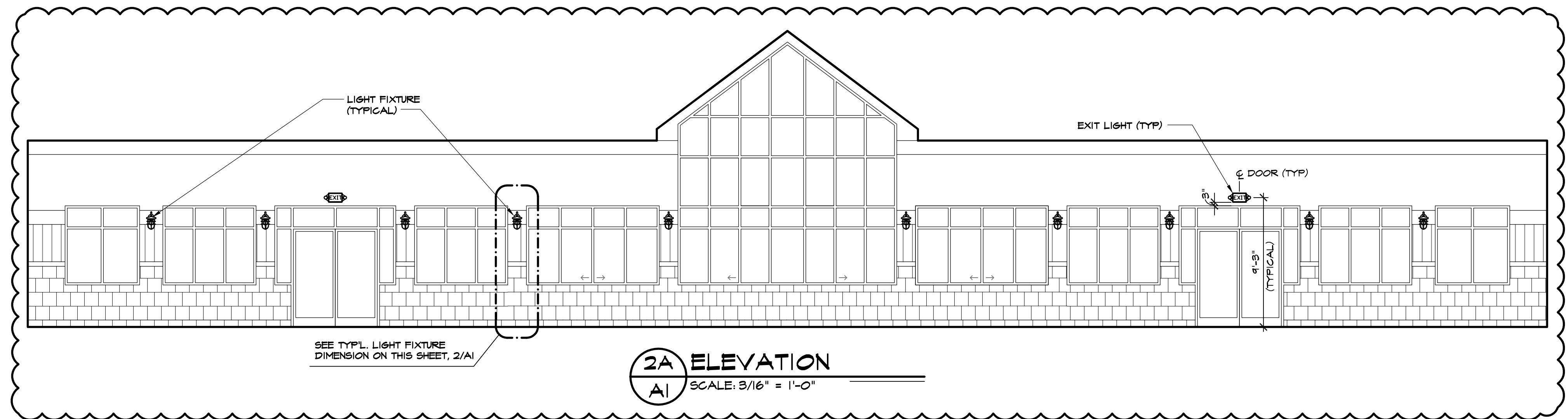
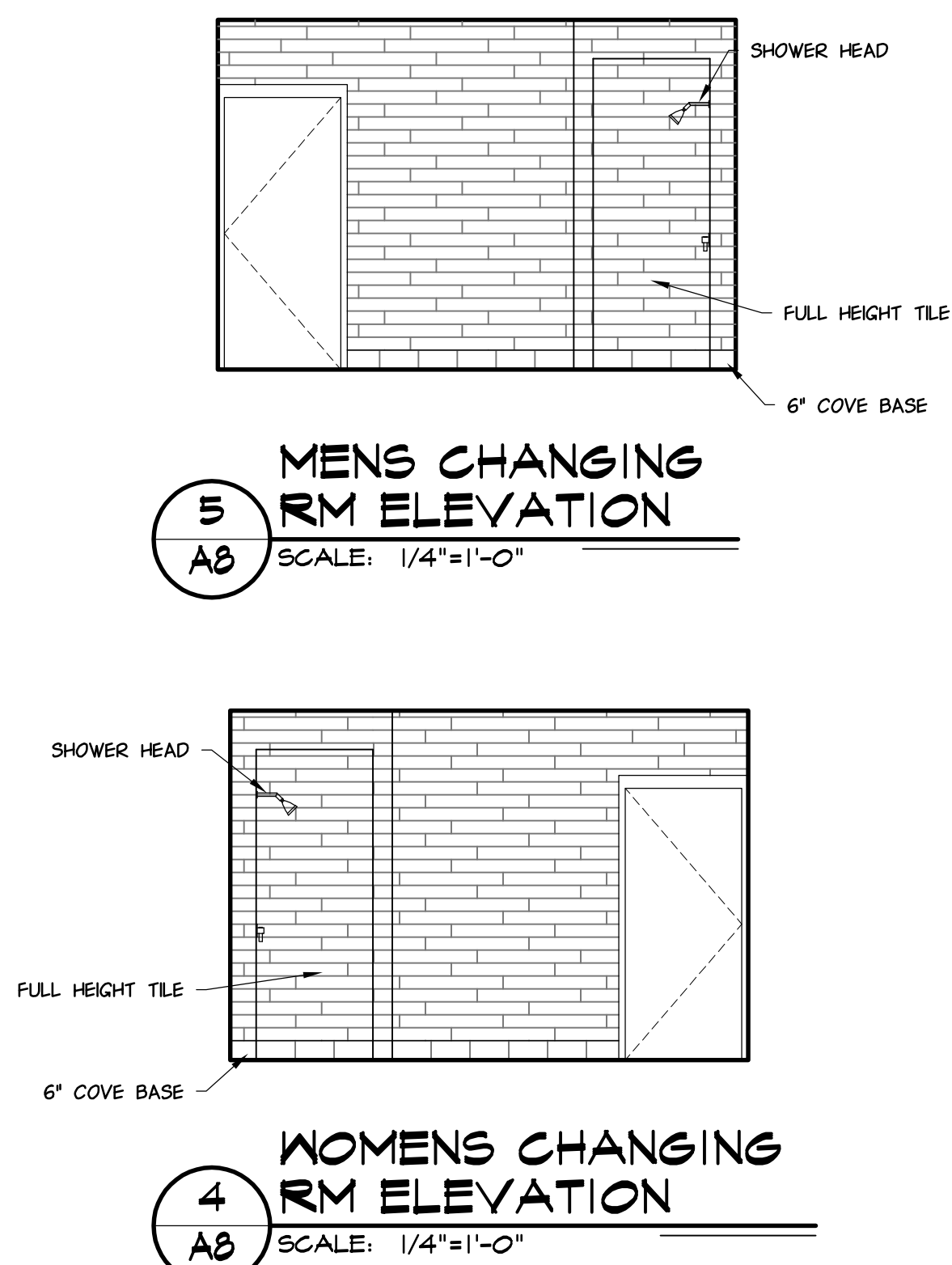
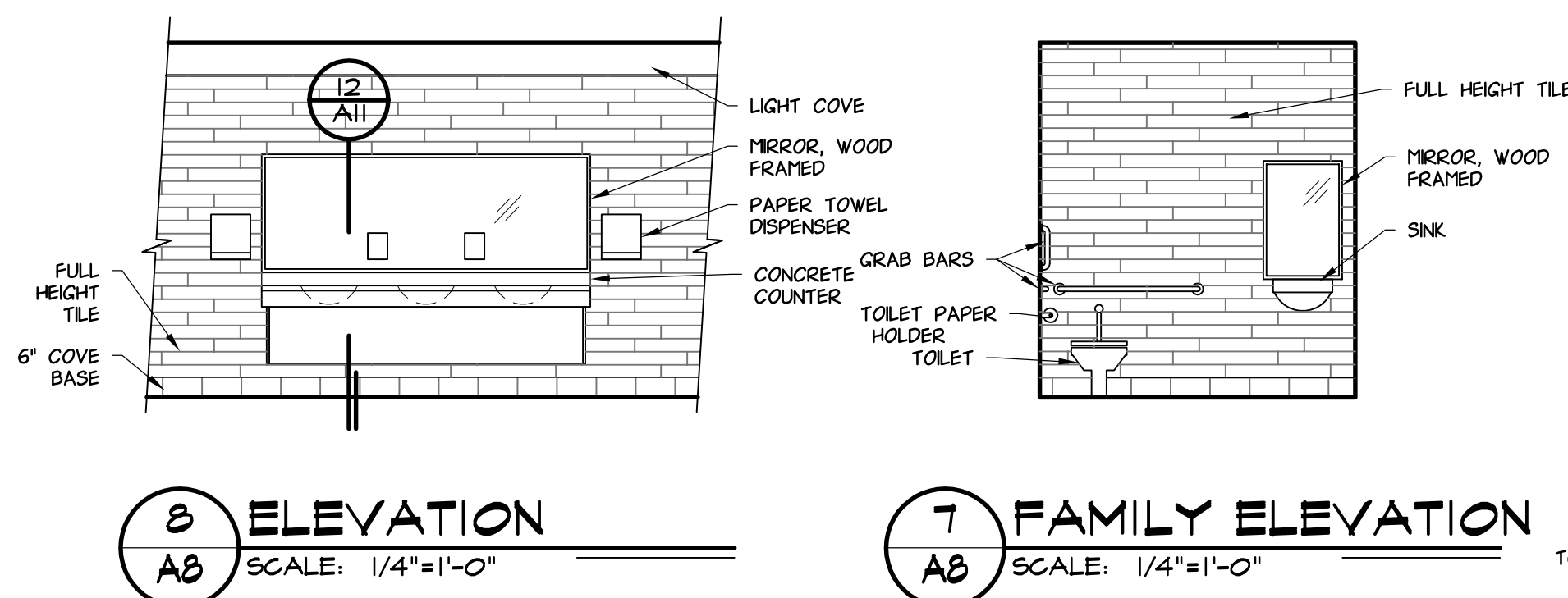
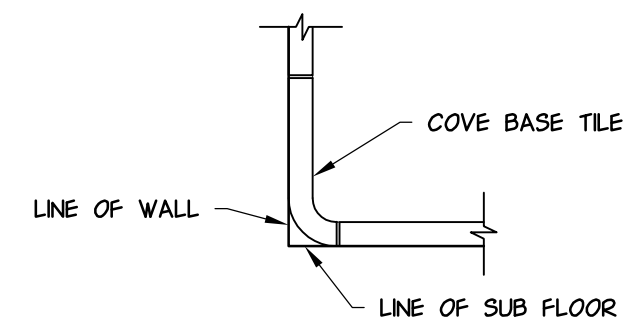
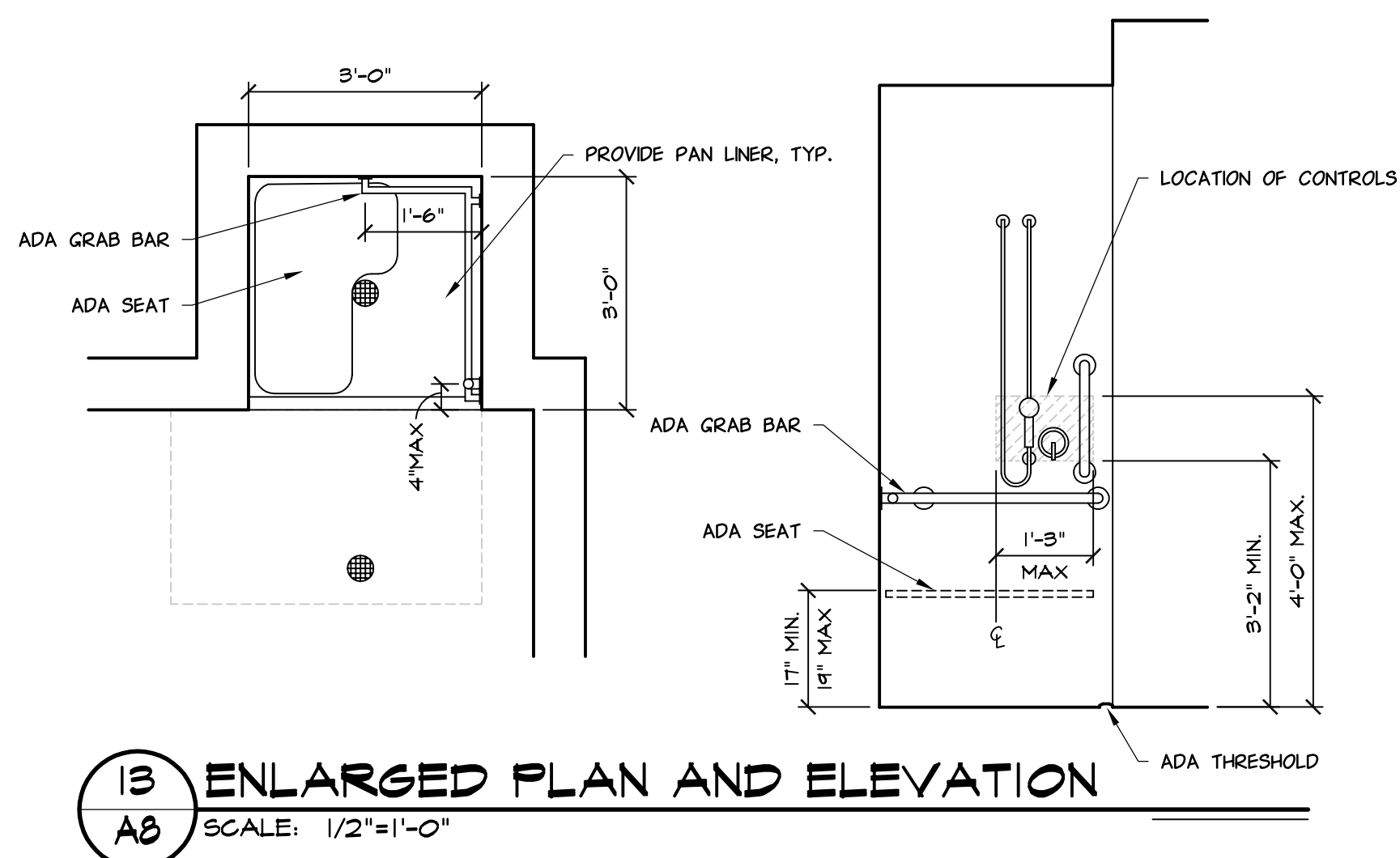
DURING CONSTRUCTION, THE CONTRACTOR SHALL USE EXTREME CAUTION WHEN OPERATING NEAR ANY AND ALL OVERHEAD AND / OR BURIED UTILITIES.

CALL MISS DIG

PROJECT NO. 0215-0038

M:\0215\0215-0038\DWG\ARCH\CD\AS.DWG  
24X36--1/8/2018 7:53:20 AM

SHEET NO.



12/22/17	BULLETIN 4
08/08/17	CONSTRUCTION ISSUE
04/25/17	ADDENDUM 2
04/18/17	ADDENDUM 1
04/10/17	BID ISSUE
03/31/17	HOMA PLAN REVIEW
03/16/17	PERMIT ISSUE
DATE	SUBMITTALS/REVISIONS

3 WORKING DAYS  
BEFORE YOU DIG  
CALL MISS DIG  
811  
(TOLL FREE)

PROJECT NAME:

**STONY CREEK  
LANDING**

SHEET TITLE:  
**INTERIOR  
ELEVATIONS**

CLIENT:

HURON-CLINTON  
METROPOLITAN AUTHORITY

☒ PRELIMINARY ☒ CONSTRUCTION ☐ RECORD

DRAWN BY:	CHECKED BY:	DATE:
BLC	JRA	NOVEMBER 2016

SCALE: AS NOTED

UTILITY INFORMATION, AS SHOWN, INDICATES APPROXIMATE LOCATIONS AND TYPES OF EXISTING UTILITIES ONLY, AS DISCLOSED BY RECORDS PROVIDED TO THIS FIRM FROM THE VARIOUS UTILITY COMPANIES. NO GUARANTEE IS GIVEN OR IMPLIED AS TO THE COMPLETENESS OR ACCURACY THEREOF.

PRIOR TO CONSTRUCTION, ALL LOCATIONS AND DEPTHS OF EXISTING OVERHEAD AND UNDERGROUND UTILITIES (IN CONFLICT WITH THE CONSTRUCTION OF THESE PROPOSED IMPROVEMENTS) SHALL BE VERIFIED IN THE FIELD. DURING THE CONSTRUCTION, THE CONTRACTOR SHALL PROTECT AND SUPPORT ALL UTILITIES THAT ARE ENCOUNTERED. (ALL COSTS FOR UTILITY LOCATION VERIFICATION, SUPPORT AND PROTECTION SHALL BE INCLUDED IN THE PROPOSED PAY ITEM CONFLICTING WITH THAT UTILITY.)

DURING CONSTRUCTION, THE CONTRACTOR SHALL USE EXTREME CAUTION WHEN OPERATING NEAR ANY AND ALL OVERHEAD AND / OR BURIED UTILITIES.

CALL MISS DIG

PROJECT NO. 0215-0038

M:\0215\0215-0038\DWG\ARCH\0215\A9.DWG  
24X36--1/8/2018 7:52:21 AM

SHEET NO.



ROOM FINISH SCHEDULE											
No.	LOCATION	FLOOR	BASE	WALLS	CEILING	PAINT/FINISH	GLASS	WINDOWS	NOTES		
		MAT'L	MAT'L	MAT'L	MAT'L	HEIGHT	WALL	CEILING	TREATMENT		
100	WARMING AREA	PT	PT	CB	WB	VARIES	P/PT	WD			
101	STORAGE	EC		CB	GB	9'-0"	EP	EP			
102	STORAGE	EC		CB	GB	9'-0"	EP	EP			
103	MENS	PT	PT	CB	GB	9'-0"	PT	P	●		
104	CHANGING ROOM	PT	PT	CB	GB	9'-0"	PT	P	●		
105	CHANGING ROOM	PT	PT	CB	GB	9'-0"	PT	P	●		
106	WOMENS	PT	PT	CB	GB	9'-0"	PT	P	●		
107	FAMILY	PT	PT	CB	GB	9'-0"	PT	P	●		
108	JANITOR	EC		CB	GB	9'-0"	EP	EP	●		
109	KITCHEN	QT	QT	CB	AL	9'-0"	FRP		●		30" HIGH S.S. AND FRP WALL COVERING
110	STAFF	QT	QT	CB	AL	9'-0"	EP				
111	PREP.	QT	QT	CB	AL	9'-0"	FRP				
112	STORAGE	QT	QT	CB	AL	9'-0"	EP	EP			
113	MECHANICAL	EC		CB	GB	9'-0"	EP	EP			
114	STORAGE	EC		CB	AL	9'-0"	EP	EP			

## DOOR SCHEDULE

DOOR												REMARKS
No.	LOCATION	SIZE	THK.	TP.	MAT.	FINISH	ELEV.	MAT.	FINISH	HEAD	JAMB	
100A	WARMING AREA	(2) 3'-0" x 7'-0"	1 3/4"	A	ALUM.	ANOD.	2	ALUM.	ANOD.	4	3	1
100B	WARMING AREA	(2) 3'-0" x 7'-0"	1 3/4"	A	ALUM.	ANOD.	2	ALUM.	ANOD.	4	3	1
101	STORAGE	3'-0" x 7'-0"	1 3/4"	B	FRP	PRE	1	ALUM.	ANOD.	4	6	2
102	STORAGE	3'-0" x 7'-0"	1 3/4"	B	FRP	PRE	1	ALUM.	ANOD.	4	6	2
103	MENS	3'-0" x 7'-0"	1 3/4"	B	WD	STAIN	1	HM	PAINT	2	1	5
104	CHANGING ROOM	3'-0" x 7'-0"	1 3/4"	B	WD	STAIN	1	HM	PAINT	2	1	5
105	CHANGING ROOM	3'-0" x 7'-0"	1 3/4"	B	WD	STAIN	1	HM	PAINT	2	1	5
106	WOMENS	3'-0" x 7'-0"	1 3/4"	B	WD	STAIN	1	HM	PAINT	2	1	5
107	FAMILY	3'-0" x 7'-0"	1 3/4"	B	WD	STAIN	1	HM	PAINT	2	1	5
108A	JANITOR	3'-0" x 7'-0"	1 3/4"	B	WD	STAIN	1	HM	PAINT	2	1	5
108B	JANITOR	3'-0" x 7'-0"	1 3/4"	B	WD	STAIN	1	HM	PAINT	2	1	5
109A	KITCHEN	3'-0" x 7'-0"	1 3/4"	B	WD	STAIN	1	HM	PAINT	2	1	5
109B	KITCHEN	10'-0" x 4'-4"										- STAINLESS STEEL ROLLING DOOR
112	STORAGE	3'-0" x 7'-0"	1 3/4"	B	FRP	PRE	1	ALUM.	PAINT	4	6	1
113A	MECHANICAL	3'-0" x 7'-0"	1 3/4"	B	HM	PAINT	1	HM	PAINT	2	1	7
113B	MECHANICAL	3'-0" x 7'-0"	1 3/4"	B	FRP	PRE	1	ALUM.	ANOD.	4	6	1
114	STORAGE	3'-0" x 7'-0"	1 3/4"	B	HM	PAINT	1	HM	PAINT	2	1	7

## GENERAL HARDWARE NOTES

- CONTRACTOR SHALL VERIFY ALL EXISTING FIELD CONDITIONS AND NOTIFY ARCHITECT IMMEDIATELY IF THAT WHICH EXISTS DIFFERS FROM THAT WHICH IS SHOWN ON DRAWINGS.
- ALL WORK TO COMPLY WITH CURRENT FEDERAL, STATE AND LOCAL CODES, LAWS AND ORDINANCES. THE REQUIREMENTS OF ICC/ANSI A117.1 AND THE AMERICANS WITH DISABILITIES ACT (ADA) ARE TO BE FULLY SATISFIED. ALL WORK SHALL MEET THE MOST STRINGENT REQUIREMENTS OF BOTH INCLUDING, BUT NOT LIMITED TO CLEARANCES, LIMITATIONS, ACCESSORIES, ETC.
- THESE DRAWINGS ARE PREPARED IN ACCORDANCE WITH THE LIMITED SERVICES FOR WHICH THE ARCHITECT WAS CONTRACTED. THE ARCHITECT MAKES NO REPRESENTATION THAT THE INTERPRETATION OF THESE DOCUMENTS WILL RESULT IN COMPLETE COMPLIANCE WITH THE ADA.
- ALL DOORS REQUIRED TO BE LABELED SHALL BE SET IN LABELED FRAMES AND IDENTIFIED WITH UL LABEL AND BE PROVIDED WITH APPROVED SELF-CLOSING DEVICES AND POSITIVE LATCHING HARDWARE.
- ALL DESIGNATED EXIT DOORS SHALL BE EQUIPPED WITH THE REQUIRED EGRESS HARDWARE.
- FURNISH HARDWARE AS SCHEDULED WITHOUT SUBSTITUTION, NO ALTERNATES WILL BE APPROVED.
- PROVIDE PDQ CYLINDERS, COMBINATION IC CORES AND KEYS; KEYED TO MASTER SYSTEM. INCLUDE KEY CONFERENCE AND KEY SYSTEM SCHEDULE. WHERE "PDQ2" IS INDICATED, FURNISH A KEYED CORE AND TWO CUT KEYS FOR EACH LOCKING DEVICE SPECIFIED; PLUS SIX MASTER KEYS AND TWO CONTROL KEYS.
- PROVIDE ONE EACH TELKEE REGENT SERIES WALL KEY CABINET. PROVIDE A COMPLETE SYSTEM; INCLUDING ALL ACCESSORIES -KEY GATHERING ENVELOPES, HOOK LABELS, PERMANENT KEY TAGS, TEMPORARY KEY TAGS, SIGNATURE RECEIPT FORMS, VISIBLE INDEX AND INSTRUCTION BOOK. PROVIDE WITH CAPACITY FOR 150 PERCENT OF THE NUMBER OF LOCKS REQUIRED FOR THE PROJECT.
- FURNISH AND PROVIDE ALL NECESSARY REINFORCEMENTS, BRACKETS, FASTENERS, SPACERS AND FILLERS TO PROVIDE A COMPLETE FUNCTIONING OPENING.
- PROVIDE COMPLETE SHOP DRAWINGS, SUBMITTALS AND CUT SHEETS COMPLYING WITH DHI PRESCRIBED METHODS AND VERTICAL FORMAT DOUBLE SPACED HARDWARE SCHEDULE.
- HARDWARE SETS:

**HARDWARE SET 1 -RIM PANICS W/ FULL TRIM [LOCK / UNLOCK] + CLOSER STOPS**  
(MINIMUM 6" STILES AND TOP RAIL; 10" BOTTOM RAIL)

2EA CONTINUOUS HINGE LS900	32D LARSEN SHAW
1EA RIM PANIC DEVICE 6201R (01) (CD)	32D PDQ
1EA RIM PANIC DEVICE 6201R (03) (CD)	32D PDQ
1EA KEYED MULLION 9200M (PAINT TO MATCH SURROUNDINGS)	USP PDQ
1EA RIM CYLINDER 1530B X 1520T-I PDQ2 (03)	26D PDQ
2EA MORTISE CYLINDER 1530T X 1520T-I PDQ2 (03) (CD)	26D PDQ
1EA RIM CYLINDER 1530B X 1520T-I PDQ2 (KM)	26D PDQ
2EA FULL BAR 65BA X A MOUNT	32D HANATHA
2EA CLOSER 7101 BC SC5 X DPFA (PUSH SIDE MOUNT)	AL PDQ
1EA THRESHOLD 5205 (NOTCH & COPE AS REQUIRED)	AL REESE
1 SET SNEEPS AND WEATHERSTRIP BY DOOR&FRAME SUPPLIER	AL DFS

**HARDWARE SET 2 -DEADBOLT LOCKSET [LOCK / UNLOCK] + CLOSER STOP & HOLDER**

1EA CONTINUOUS HINGE LS900	32D LARSEN SHAW
1EA DEADBOLT LOCKSET MR 136 PJEW -SFT PDQ2	32D PDQ
1EA DOOR CLOSER 7101 BC SC5HO (PUSH SIDE MOUNT)	AL PDQ
1EA WALL STOP 115	26D PDQ
1EA KICKPLATE 98 10 X 2" LDW	32D PDQ
1EA THRESHOLD 5205 (NOTCH & COPE AS REQUIRED)	AL REESE
1EA SNEEP 354 -MOUNT FULL SIDE	AL REESE
1 SET WEATHERSTRIP 855C (MOUNT PRIOR TO CLOSER SHOE)	AL REESE

**HARDWARE SET 3 -PUSH & FULL [ALWAYS UNLOCKED] + CLOSER**

3EA BUTT HINGE 355TBB 4545 NRP	26D PDQ
1EA FULL PLATE 863-3D (MOUNT PRIOR TO PUSH PLATE)	32D PDQ
1EA PUSH PLATE 963 (MOUNT OVER FULL FASTENERS)	32D PDQ
1EA CLOSER 7101BC PA REGULAR ARM (FULL SIDE MOUNT)	AL PDQ
1EA WALL STOP 115	26D PDQ
1EA KICKPLATE 98 10 X 2" LDW	32D PDQ

**HARDWARE SET 4 -PRIVACY LOCK [LOCK / UNLOCK]**

3EA BUTT HINGE 355TBB 4545 NRP	26D PDQ
1EA PRIVACY LOCK 6T 176 PHL	26D PDQ
1EA WALL STOP 102	26D PDQ

**HARDWARE SET 5 -PRIVACY LOCK [LOCK / UNLOCK] + CLOSER**

3 EA BUTT HINGE 355TBB 4545 NRP	26D PDQ
1EA PRIVACY LOCK 6T 176 PHL	26D PDQ
1EA CLOSER 7101BC PA REGULAR ARM (FULL SIDE MOUNT)	AL PDQ
1EA WALL STOP 115	26D PDQ
1EA KICKPLATE 98 10 X 2" LDW	32D PDQ

**HARDWARE SET 6 - STOREROOM LOCK [ALWAYS LOCKED]**

3EA BUTT HINGE 355TBB 4545 NRP	26D PDQ
1EA STOREROOM LOCKSET 6T 151C PHL SFT -PDQ2	26D PDQ
1EA WALL STOP 115	26D PDQ
1EA KICKPLATE 98 10 X 2" LDW	32D PDQ

**HARDWARE SET 7 -PASSAGE SET [LOCK / UNLOCK]**

3EA BUTT HINGE 355TBB 4545 NRP	26D PDQ
1EA PASSAGE SET 6T 126 PHL	26D PDQ
1EA WALL STOP 115	26D PDQ
1EA KICKPLATE 98 10 X 2" LDW	32D PDQ

**HARDWARE SET 8 -PUSH & FULL + DEADBOLT [LOCK / UNLOCK] + CLOSER**

3EA BUTT HINGE 355TBB 4545 NRP	26D PDQ
1EA DEADBOLT LOCKSET MR 136 PJEW -SFT PDQ2	26D PDQ
1EA FULL PLATE 863-3D (MOUNT PRIOR TO PUSH PLATE)	32D PDQ
1EA PUSH PLATE 963 (MOUNT OVER FULL FASTENERS)	32D PDQ
1EA CLOSER 7101BC PA REGULAR ARM (FULL SIDE MOUNT)	AL PDQ
1EA WALL STOP 115	26D PDQ
1EA KICKPLATE 98 10 X 2" LDW	32D PDQ

NOTE: COORDINATE LOCATION OF DEADBOLT WITH PUSH & FULL MOUNTING, SO NO CONFLICTS OCCUR WHILE MAINTAINING ADA.

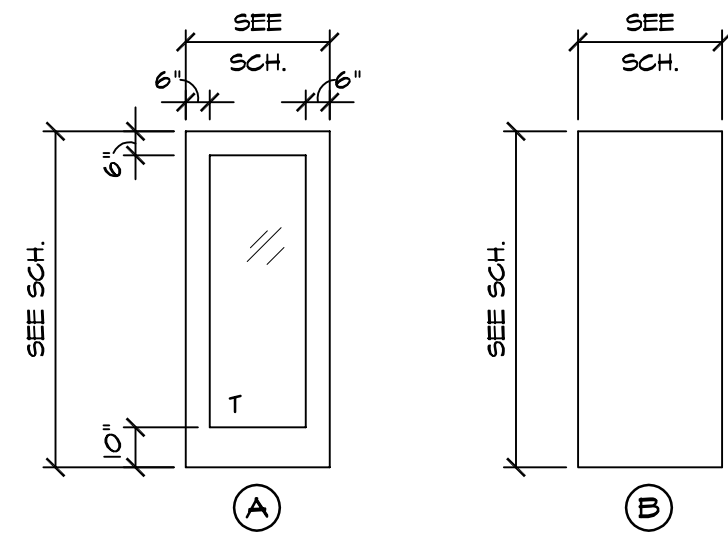
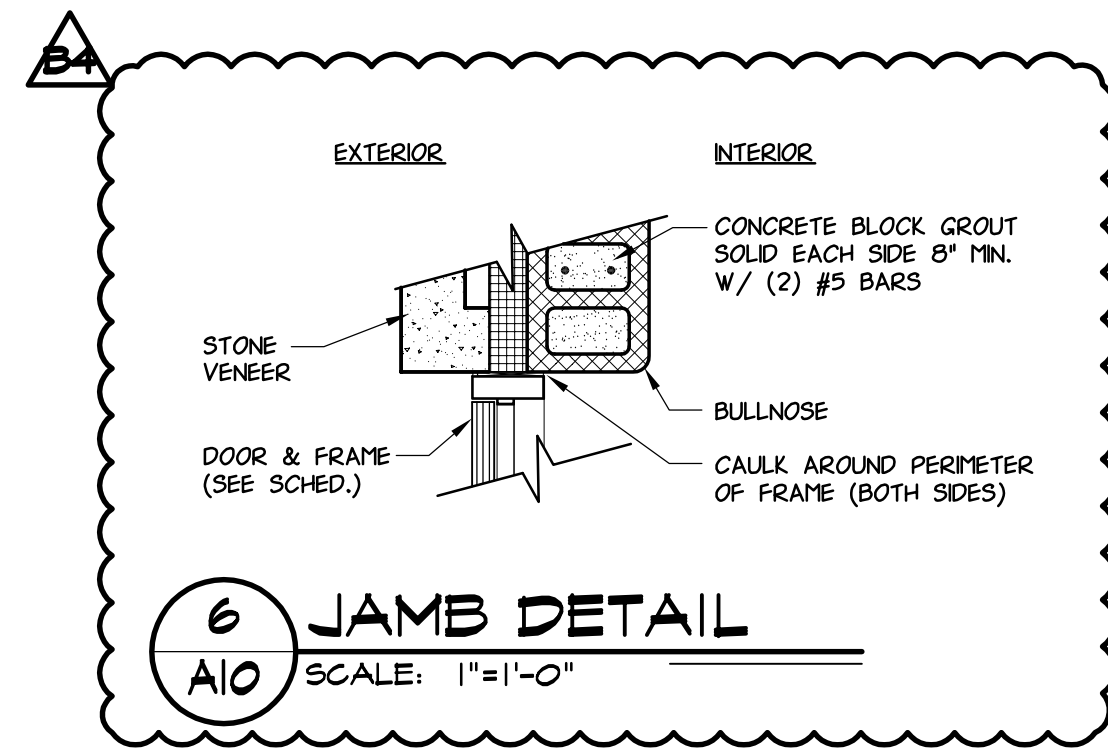
**HARDWARE SET 9 -DEADBOLT LOCKSET [LOCK / UNLOCK] + CLOSER STOP**

3EA BUTT HINGE 355SBB 4545 NRP	32D PDQ
1EA DEADBOLT LOCKSET MR 136 PJEW -SFT PDQ2	32D PDQ
1EA DOOR CLOSER 7101 BC SC5 (PUSH SIDE MOUNT)	AL PDQ
1EA KICKPLATE 98 10 X 2" LDW	32D PDQ
1EA THRESHOLD 5205 (NOTCH & COPE AS REQUIRED)	AL REESE
1EA SNEEP 354 -MOUNT FULL SIDE	AL REESE
1 SET WEATHERSTRIP 855C (MOUNT PRIOR TO CLOSER SHOE)	AL REESE
1EA RAIN DRIP 201C	AL REESE

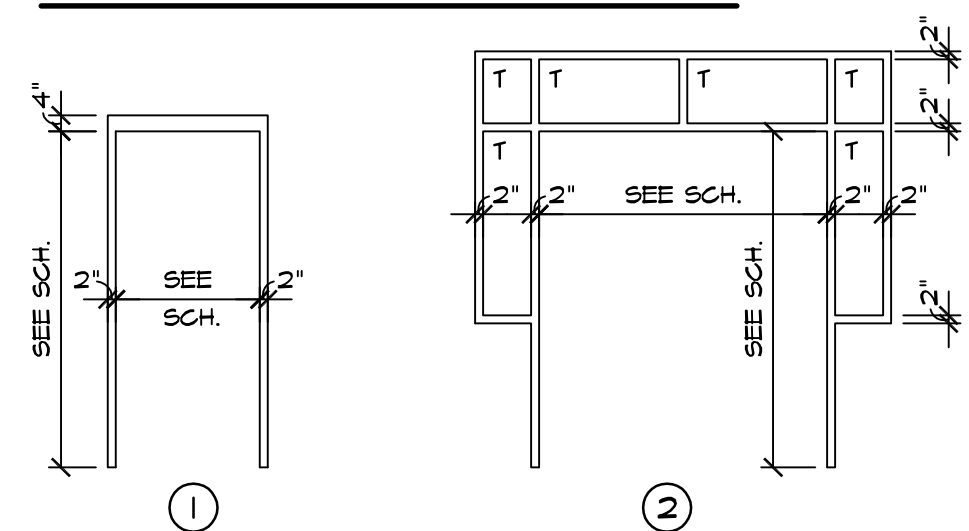
NOTE: APPLY WEATHERSTRIP PRIOR TO MOUNTING CLOSER SHOE AND TEMPLATE / SIZE HARDWARE FROM WEATHERSTRIP. OMIT KICKPLATE ON FRP DOORS.

## LEGEND

PT - PORCELAIN TILE W/ EPOXY GROUT  
CPT - CARPET  
VCT - VINYL COMPOSITION TILE  
EC - EXPOSED CONCRETE  
VB - VINYL BASE  
CB - CONCRETE BLOCK  
GB - GYPSUM BOARD  
AL - ACOUSTICAL LAY-IN  
P - PAINT  
EP - EPOXY PAINT  
S - SEALED  
B - WINDOW BLINDS  
M - PRE-FINISHED METAL  
PF - PRE-FINISHED  
EXP - EXPOSED  
WD - T&G GROOVE WOOD STAINED  
QT - QUARRY TILE W/ EPOXY GROUT  
FRP - FIBERGLASS REINFORCED PANEL

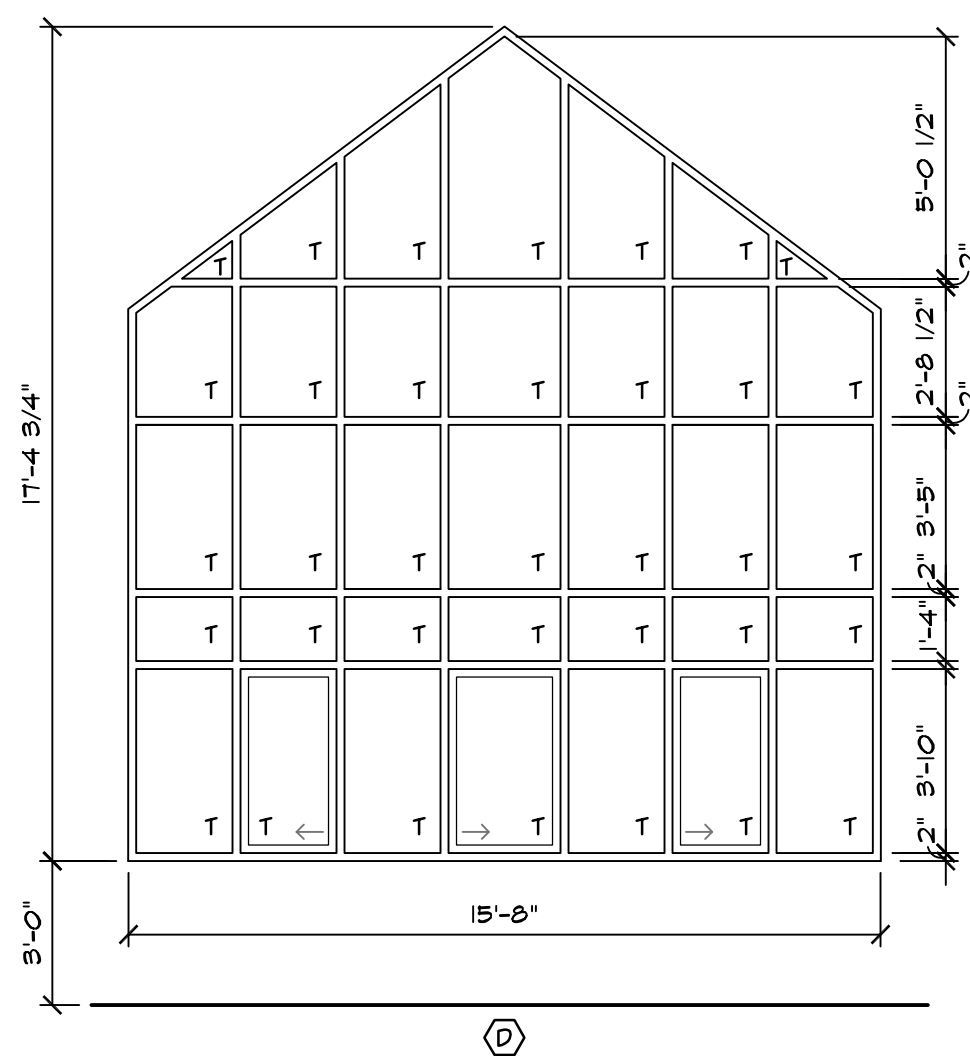
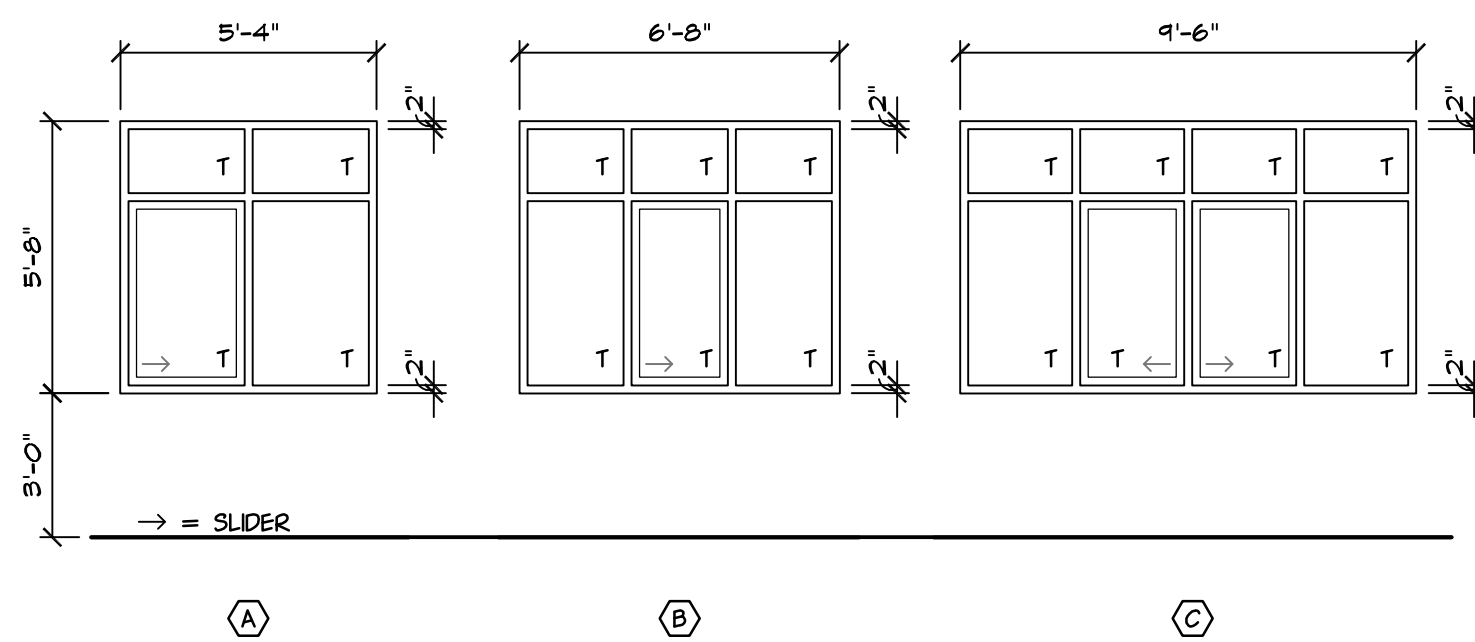


## DOOR TYPES



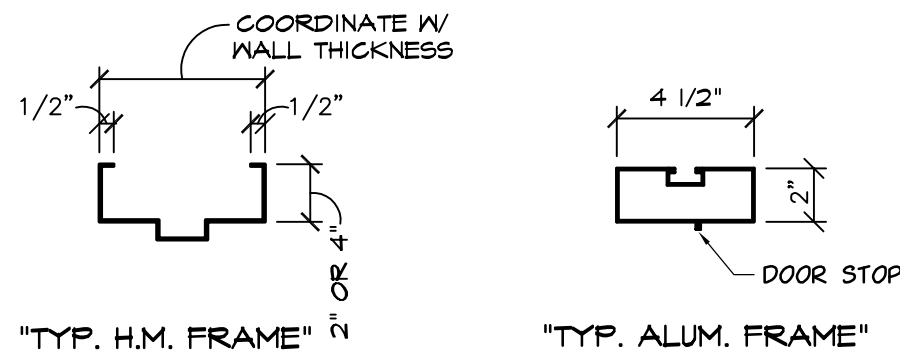
## FRAME TYPES

T = TEMPERED GLASS  
I" INSULATED, LOW E, TINTED GLAZING (EXTERIOR)

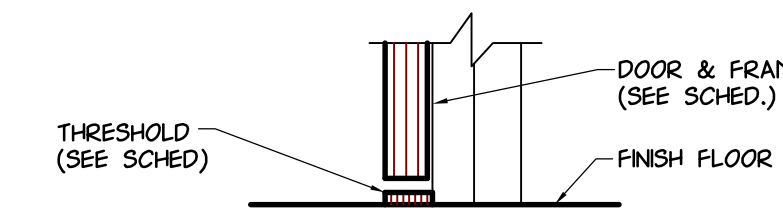


## WINDOW TYPES

T = TEMPERED GLASS  
I" INSULATED, LOW E, TINTED GLAZING (EXTERIOR)

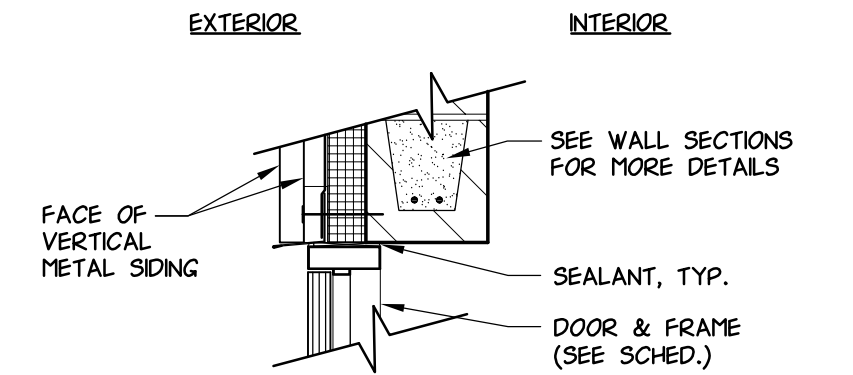


## STANDARD FRAME SIZES



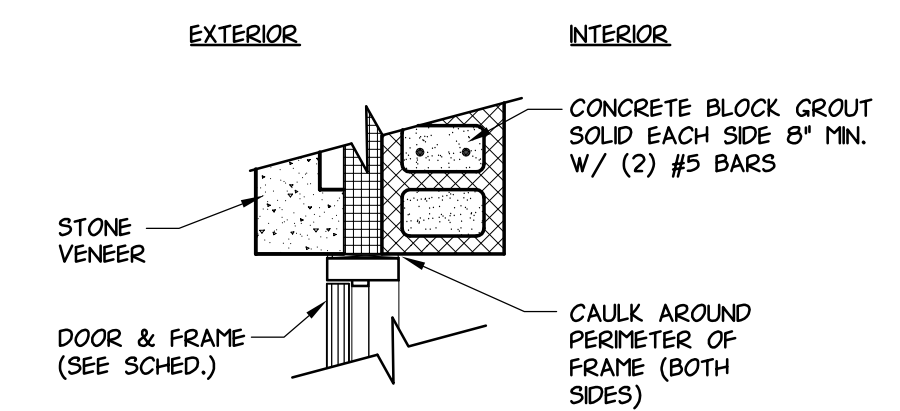
## 5 DOOR "SILL" DETAIL

A10 SCALE: NOT TO SCALE



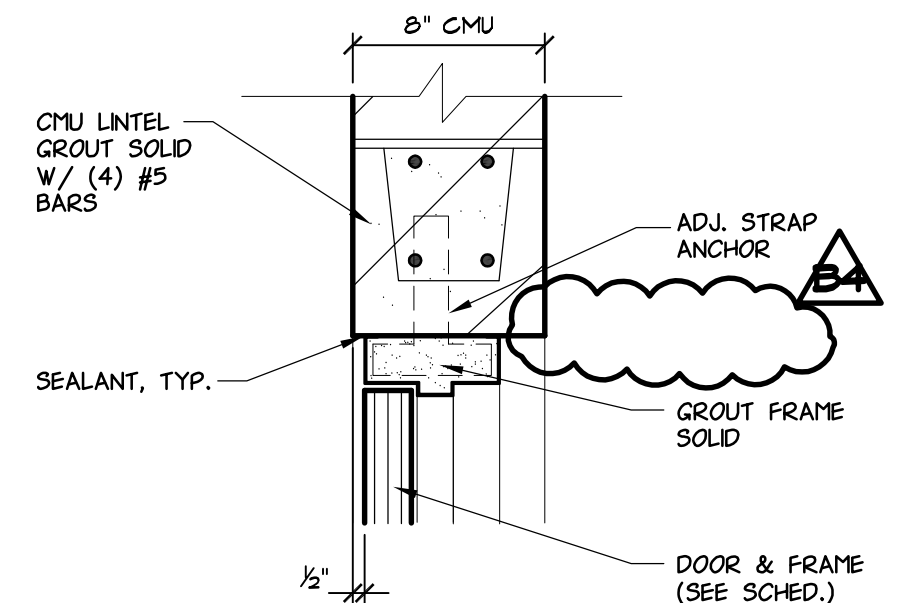
## 4 HEAD DETAIL

A10 SCALE: 1"=1'-0"



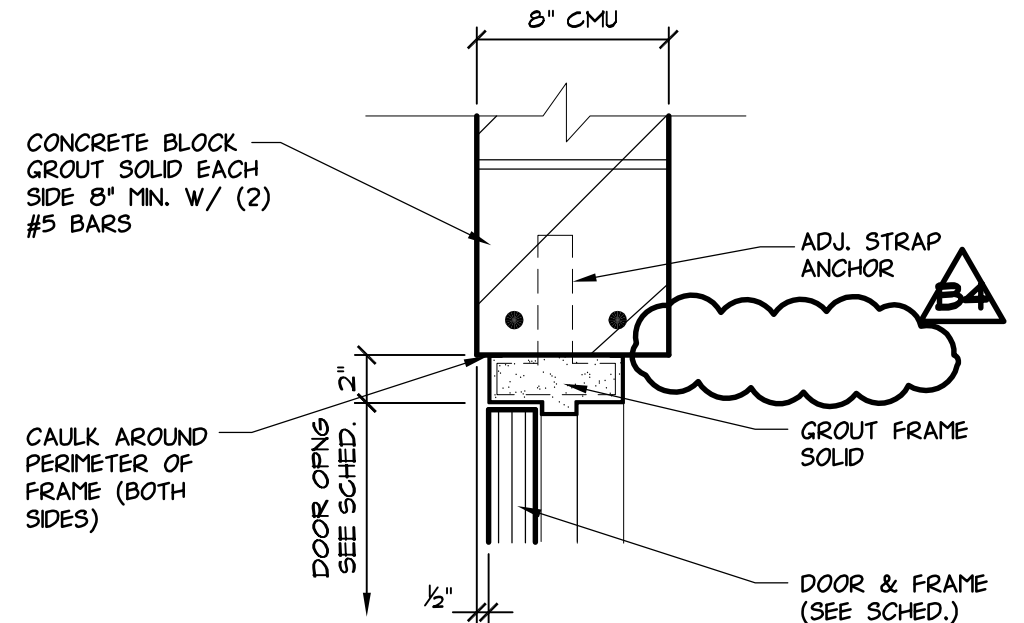
## 3 JAMB DETAIL

A10 SCALE: 1"=1'-0"



## 2 DOOR "HEAD" DETAIL

A10 NOT TO SCALE

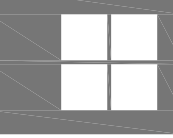


## 1 DOOR "JAMB" DETAIL

A10 NOT TO SCALE

Civil Engineers  
Surveyors  
Architects

Engineering  
Surveying  
Communications



ANDERSON,  
ECKSTEIN AND  
WESTRICK, INC.

51301 Schoenherr Road  
Shelby Township  
Michigan 48315

Phone 586 726 1234  
Fax 586 726 8780

www.aewinc.com

12/22/17	BULLETIN 4
08/08/17	CONSTRUCTION ISSUE
04/25/17	ADDENDUM 2
04/18/17	ADDENDUM 1
04/10/17	BID ISSUE
03/31/17	HOMA PLAN REVIEW
03/16/17	PERMIT ISSUE
DATE	SUBMITTALS/REVISIONS

3 WORKING DAYS  
BEFORE YOU DIG  
CALL MISS DIG  
811  
(TOLL FREE)

PROJECT NAME:

STONY CREEK  
LANDING

SHEET TITLE:

SCHEDULES  
AND DETAILS

CLIENT:

HURON-CLINTON  
METROPOLITAN AUTHORITY

<input checked="" type="checkbox"/> PRELIMINARY	<input checked="" type="checkbox"/> CONSTRUCTION	<input type="checkbox"/> RECORD
DRAWN BY: BLC	CHECKED BY: JRA	DATE: NOVEMBER 2016
SCALE:	AS NOTED	

UTILITY INFORMATION, AS SHOWN, INDICATES APPROXIMATE LOCATIONS AND TYPES OF EXISTING UTILITIES ONLY, AS DISCLOSED BY RECORDS PROVIDED TO THIS FIRM FROM THE VARIOUS UTILITY COMPANIES. NO GUARANTEE IS GIVEN OR IMPLIED AS TO THE COMPLETENESS OR ACCURACY THEREOF.

PRIOR TO CONSTRUCTION, ALL LOCATIONS AND DEPTHS OF EXISTING OVERHEAD AND UNDERGROUND UTILITIES (IN CONFLICT WITH THE CONSTRUCTION OF THESE PROPOSED IMPROVEMENTS) SHALL BE VERIFIED IN THE FIELD. DURING THE CONSTRUCTION, THE CONTRACTOR SHALL PROTECT AND SUPPORT ALL UTILITIES THAT ARE ENCOUNTERED. (ALL COSTS FOR UTILITY LOCATION VERIFICATION, SUPPORT AND PROTECTION SHALL BE INCLUDED IN THE PROPOSED PAY ITEM CONFLICTING WITH THAT UTILITY.)

DURING CONSTRUCTION, THE CONTRACTOR SHALL USE EXTREME CAUTION WHEN OPERATING NEAR ANY AND ALL OVERHEAD AND / OR BURIED UTILITIES.

CALL MISS DIG

PROJECT NO. 0215-0038

M:\0215\0215-0038\DWG\ARCH\0215-A10.DWG

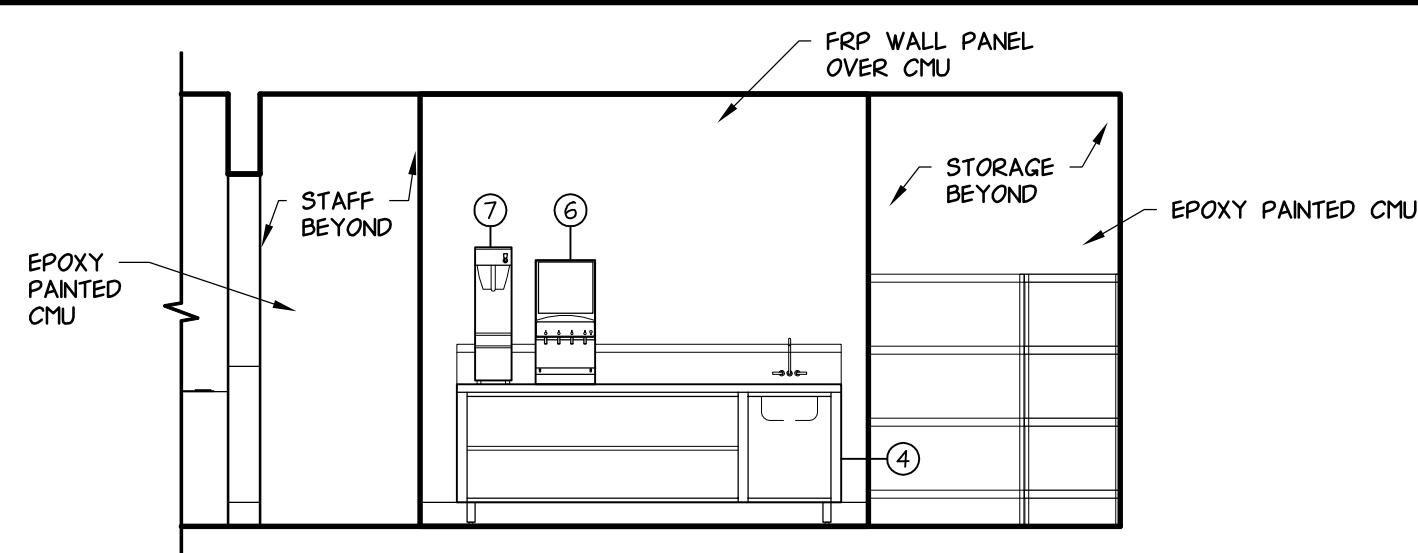
24X36--11/8/2018 7:51:07 AM

SHEET NO.

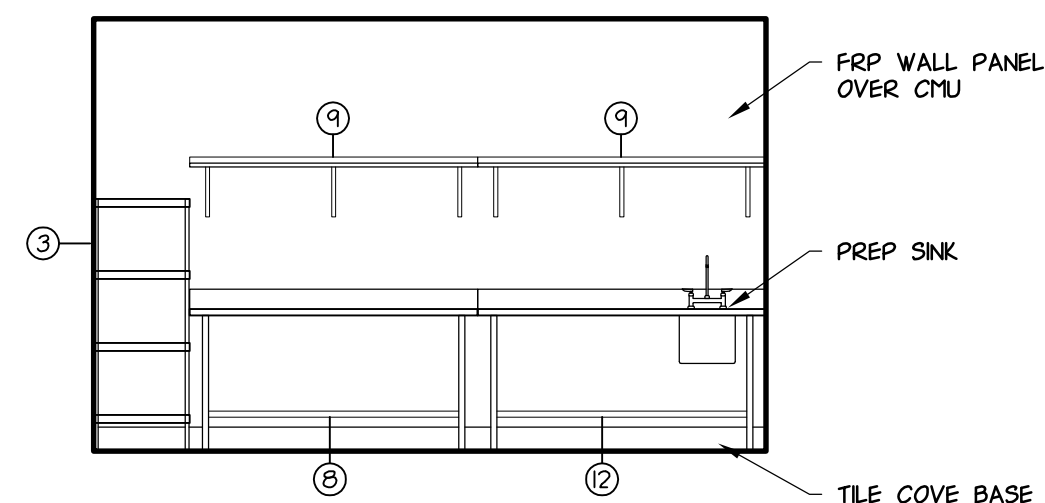
A10

COPYRIGHT, 2017, ANDERSON, ECKSTEIN AND WESTRICK, INC.

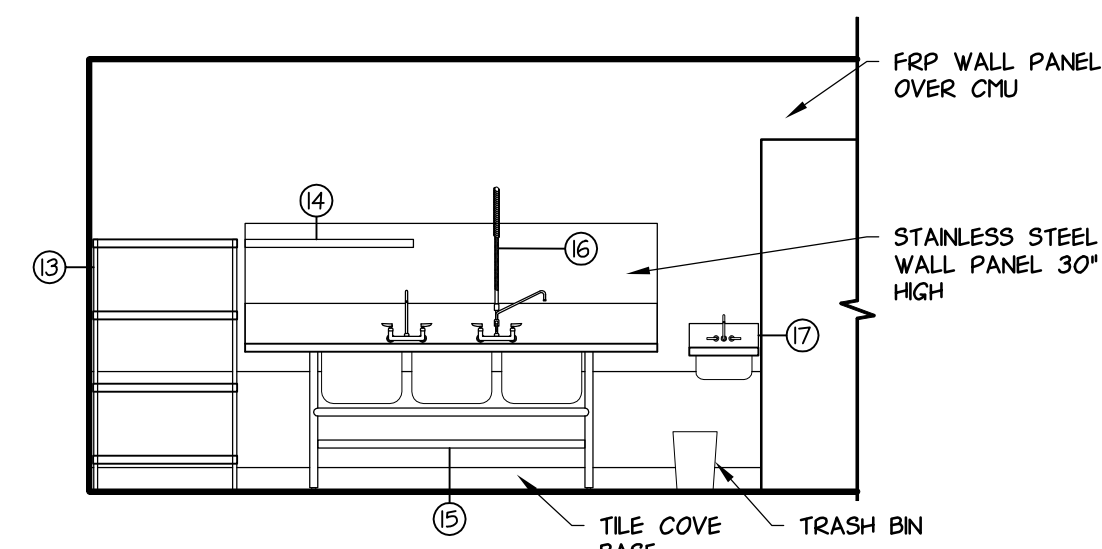




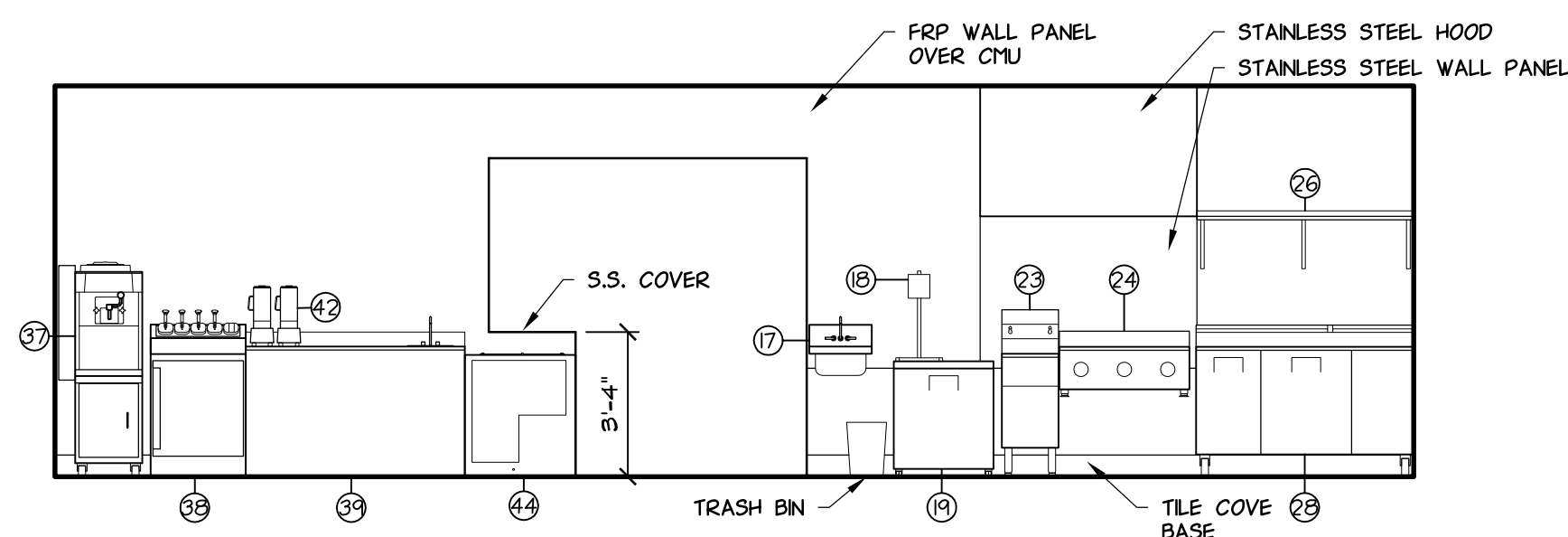
**5 KITCHEN ELEVATION**  
KI SCALE: 1/4" = 1'-0"



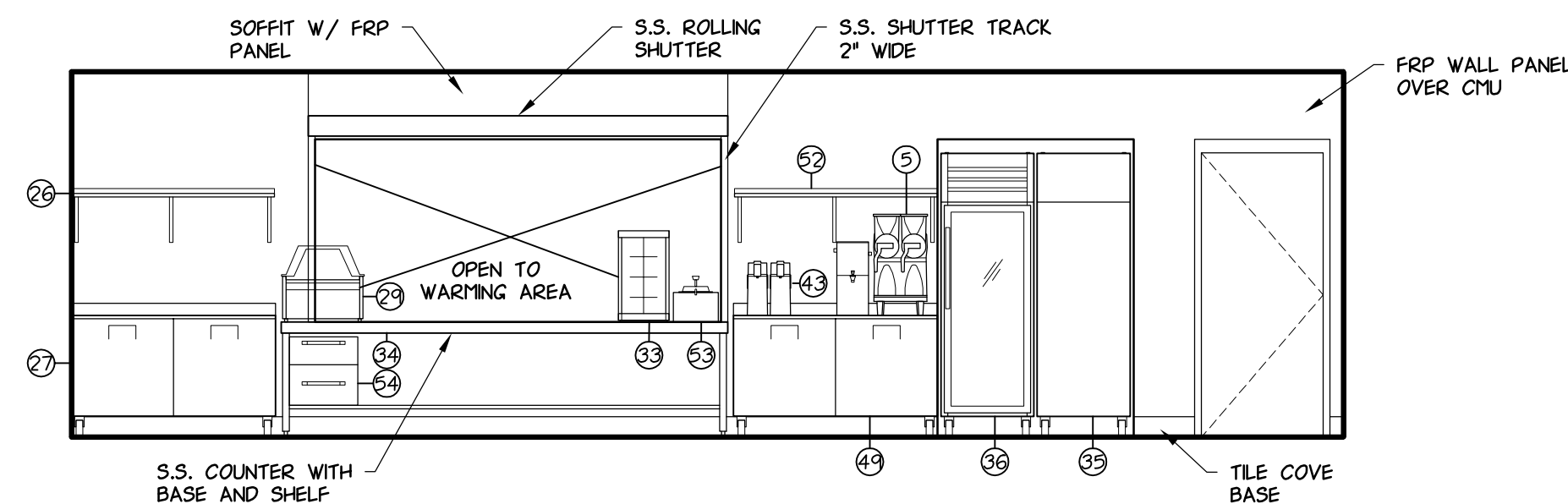
**4 KITCHEN ELEVATION**  
KI SCALE: 1/4" = 1'-0"



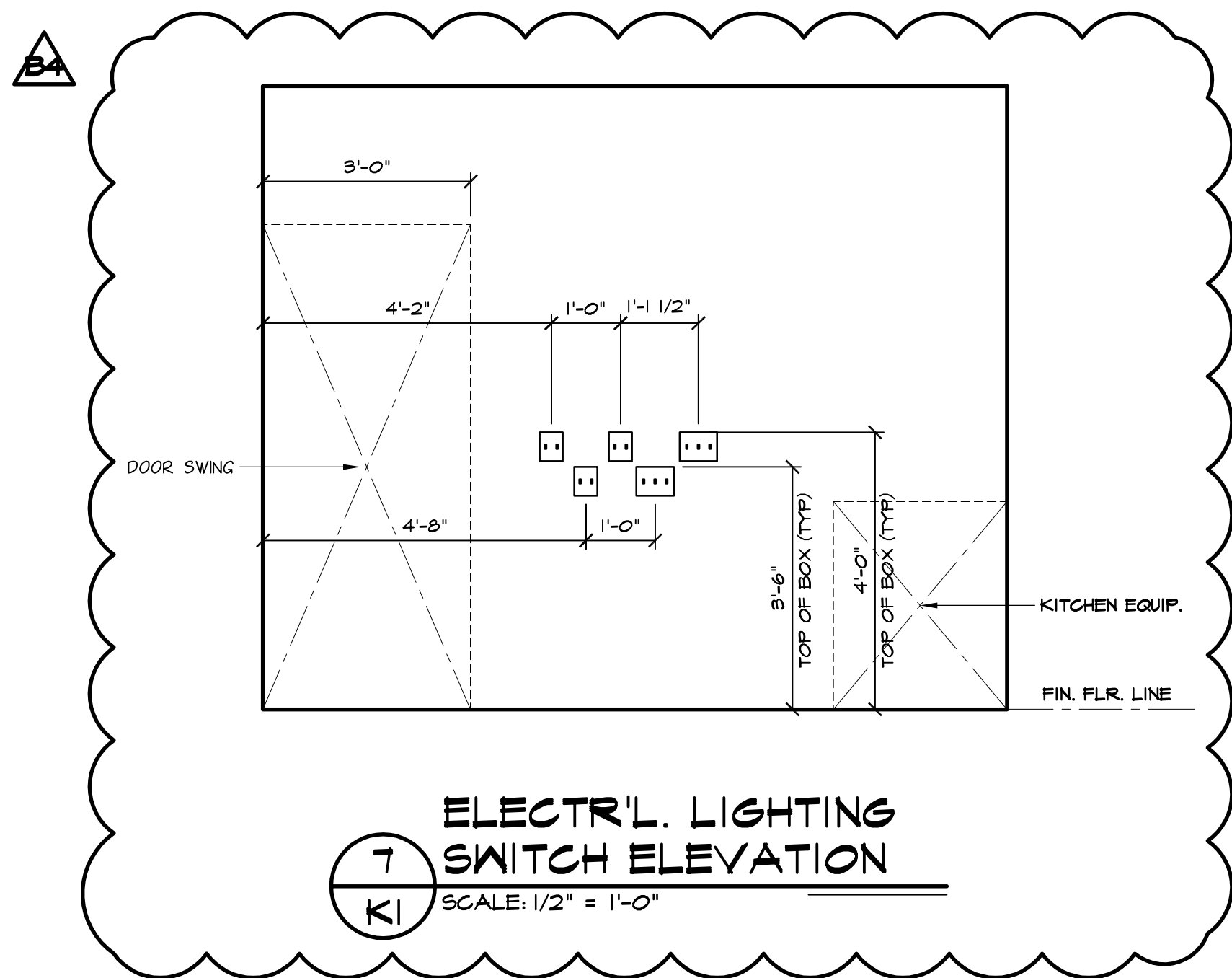
**3 KITCHEN ELEVATION**  
KI SCALE: 1/4" = 1'-0"



**2 KITCHEN ELEVATION**  
KI SCALE: 1/4" = 1'-0"



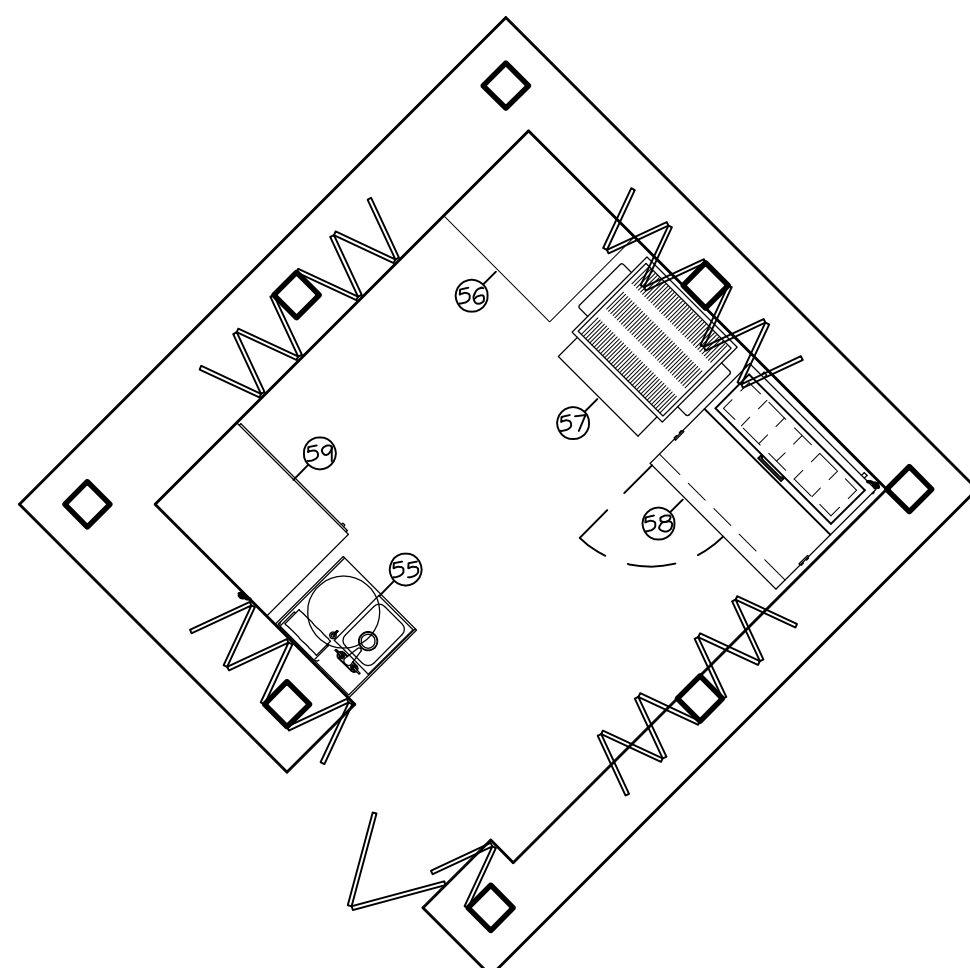
**1 KITCHEN ELEVATION**  
KI SCALE: 1/4" = 1'-0"



**7 ELECTR'L. LIGHTING  
KI SWITCH ELEVATION**  
KI SCALE: 1/2" = 1'-0"

### EQUIPMENT SCHEDULE CONT.

No.	QTY.	EQUIPMENT CATEGORY	MANUFACTURER	MODEL NUMBER	REMARKS
55	1	HAND SINK	JOHN BOOS	MHS-2624	MOBILE
56	1	WORK TABLE CABINET BASE	CUSTOM STAINLESS STEEL	CUSTOM	
57	1	OUT DOOR GRILL	MAGIKITCHN	LPAGA-30-SS	PROPANE
58	1	PREP REFRIGERATOR	TRUE FOOD SERVICE	TPP-44	W/ CASTERS
59	1	BEVERAGE COOLER	TRUE FOOD SERVICE	GDM-33-LD	W/ CASTERS



**6 ENLARGED PLAN**  
KI SCALE: 1/4" = 1'-0"

12/22/17 08/08/17 04/25/17 04/18/17 04/10/17 03/31/17 03/16/17	BULLETIN 4 CONSTRUCTION ISSUE ADDENDUM 2 ADDENDUM 1 BID ISSUE HMA PLAN REVIEW PERMIT ISSUE
DATE	SUBMITTALS/REVISIONS
3 WORKING DAYS BEFORE YOU DIG CALL MISS DIG 811 (TOLL FREE)	

PROJECT NAME:

### STONY CREEK LANDING

SHEET TITLE:

### ARCHITECTURAL KITCHEN DETAILS AND ELEVATIONS

CLIENT:

HURON-CLINTON  
METROPOLITAN AUTHORITY

<input checked="" type="checkbox"/> PRELIMINARY	<input checked="" type="checkbox"/> CONSTRUCTION	<input type="checkbox"/> RECORD
DRAWN BY: BLC	CHECKED BY: JRA	DATE: NOVEMBER 2016
SCALE: AS NOTED		

UTILITY INFORMATION, AS SHOWN, INDICATES APPROXIMATE LOCATIONS AND TYPES OF EXISTING FACILITIES ONLY, AS DISCLOSED BY RECORDS PROVIDED TO THIS FIRM FROM THE VARIOUS UTILITY COMPANIES. NO GUARANTEE IS GIVEN OR IMPLIED AS TO THE COMPLETENESS OR ACCURACY THEREOF.

PRIOR TO CONSTRUCTION, ALL LOCATIONS AND DEPTHS OF EXISTING OVERHEAD AND UNDERGROUND UTILITIES (IN CONFLICT WITH THE CONSTRUCTION OF THESE PROPOSED IMPROVEMENTS) SHALL BE VERIFIED IN THE FIELD. DURING THE CONSTRUCTION, THE CONTRACTOR SHALL PROTECT AND SUPPORT ALL UTILITIES THAT ARE ENCOUNTERED. (ALL COSTS FOR UTILITY LOCATION VERIFICATION, SUPPORT AND PROTECTION SHALL BE INCLUDED IN THE PROPOSED PAY ITEM CONFLICTING WITH THAT UTILITY).

DURING CONSTRUCTION, THE CONTRACTOR SHALL USE EXTREME CAUTION WHEN OPERATING NEAR ANY AND ALL OVERHEAD AND / OR BURIED UTILITIES.

CALL MISS DIG

PROJECT NO.

0215-0038

M:\0215\0215-0038\DWG\ARCH\CD\K2.DWG  
24X36--1/8/2018 7:44:04 AM

SHEET NO.

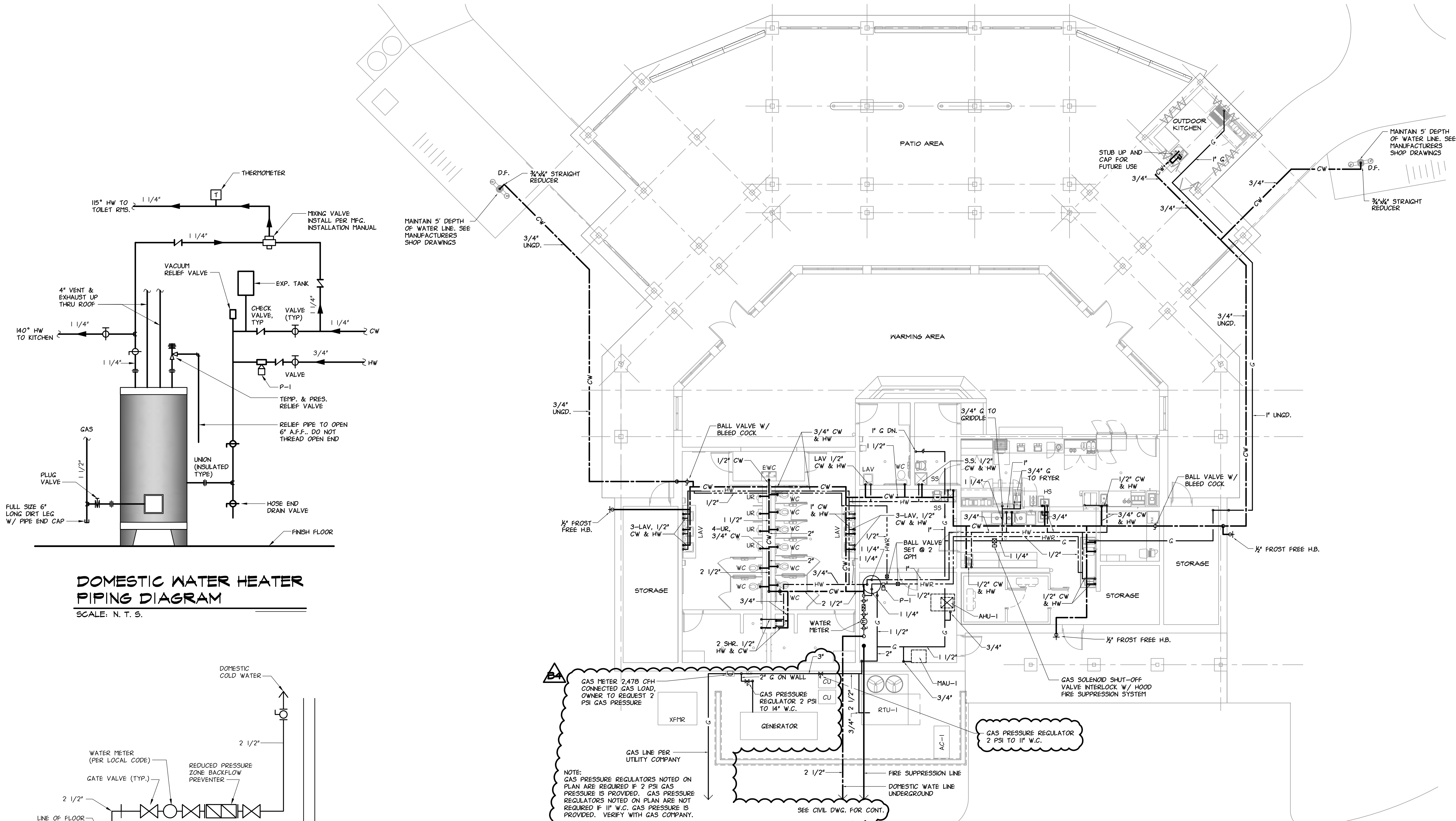
K2





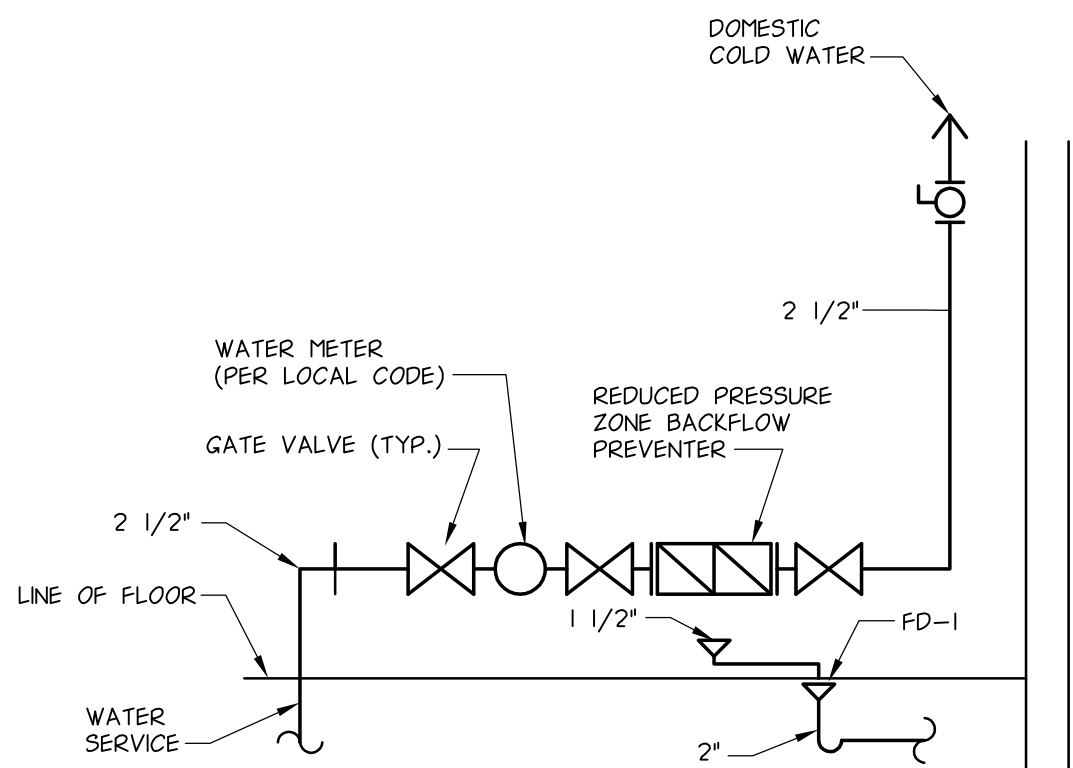
PLUMBING LEGEND

---CW--- COLD WATER LINE  
---HW--- HOT WATER LINE  
---HWR--- HOT WATER LINE RETURN  
---G--- GAS LINE



DOMESTIC WATER HEATER  
PIPING DIAGRAM

SCALE: N. T. S.



DOMESTIC WATER METER PIPING DIAGRAM

SCALE: N.T.S.

SUPPLY PLUMBING PLAN

SCALE: 1/8"=1'-0"

NORTH

NOTE:  
SEE FOOD SERVICE DRAWINGS FOR  
KITCHEN PLUMBING FIXTURES SPEC,  
PLUMBING ROUGH-IN & FINAL CONNECTION.

Civil Engineers  
Surveyors  
Architects

**ANDERSON,  
ECKSTEIN AND  
WESTRICK, INC.**

51301 Schoenherr Road  
Shelby Township  
Michigan 48315

Phone 586 726 1234  
Fax 586 726 8780  
www.aewinc.com

DATE	SUBMITTALS/REVISIONS
12/22/17	BULLETIN 4
08/08/17	CONSTRUCTION ISSUE
04/25/17	ADDENDUM 2
04/18/17	ADDENDUM 1
04/10/17	BID ISSUE
03/31/17	HCM PLAN REVIEW
03/15/17	PERMIT ISSUE

3 WORKING DAYS  
BEFORE YOU DIG  
CALL MISS DIG  
811  
(TOLL FREE)

PROJECT NAME:

**STONY CREEK  
LANDING**

SHEET TITLE:

**SUPPLY  
PLUMBING PLAN**

CLIENT:

**HURON-CLINTON  
METROPOLITAN AUTHORITY**

<input checked="" type="checkbox"/> PRELIMINARY	<input checked="" type="checkbox"/> CONSTRUCTION	<input type="checkbox"/> RECORD
DRAWN BY: BLC	CHECKED BY: JRA	DATE: NOVEMBER 2016
SCALE: AS NOTED		

UTILITY INFORMATION, AS SHOWN, INDICATES APPROXIMATE LOCATIONS AND TYPES OF EXISTING FACILITIES ONLY, AS DISCLOSED BY RECORDS PROVIDED TO THIS FIRM FROM THE VARIOUS UTILITY COMPANIES. NO GUARANTEE IS GIVEN OR IMPLIED AS TO THE COMPLETENESS OR ACCURACY THEREOF.

PRIOR TO CONSTRUCTION, ALL LOCATIONS AND DEPTHS OF EXISTING OVERHEAD AND UNDERGROUND UTILITIES (IN CONFLICT WITH THE CONSTRUCTION OF THESE PROPOSED IMPROVEMENTS) SHALL BE VERIFIED IN THE FIELD. DURING THE CONSTRUCTION, THE CONTRACTOR SHALL PROTECT AND SUPPORT ALL UTILITIES THAT ARE ENCOUNTERED. (ALL COSTS FOR UTILITY LOCATION VERIFICATION, SUPPORT AND PROTECTION SHALL BE INCLUDED IN THE PROPOSED PAY ITEM CONFLICTING WITH THAT UTILITY).

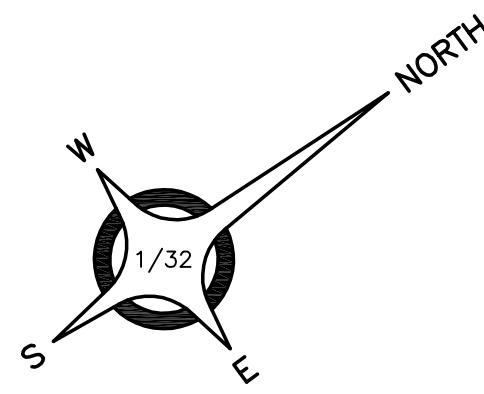
DURING CONSTRUCTION, THE CONTRACTOR SHALL USE EXTREME CAUTION WHEN OPERATING NEAR ANY AND ALL OVERHEAD AND / OR BURIED UTILITIES.

CALL MISS DIG

PROJECT NO. **0215-0038**

M:\0215\0215-0038\DWG\ARCH\CD\VP2.DWG  
24X36--1/8/2018 7:39:03 AM

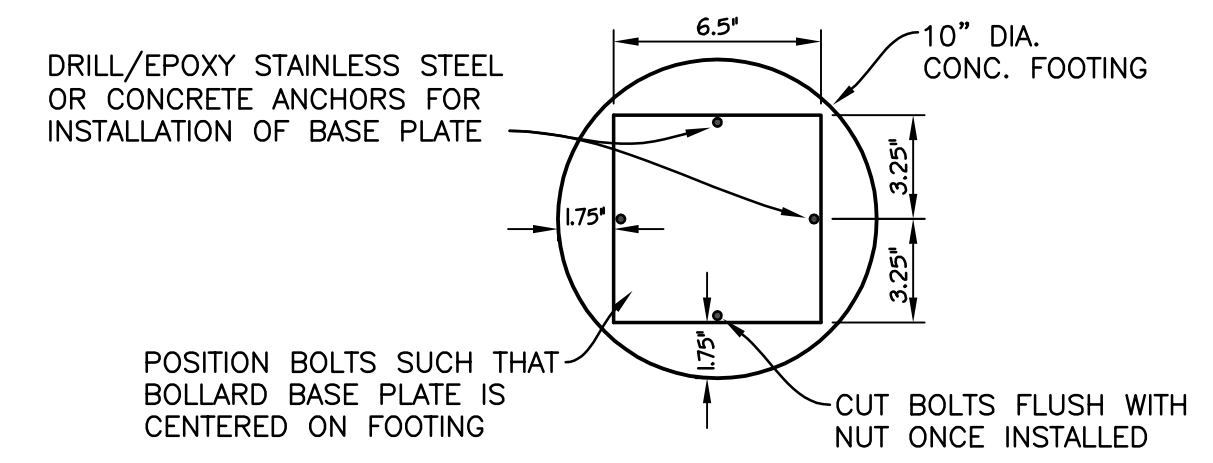
SHEET NO.



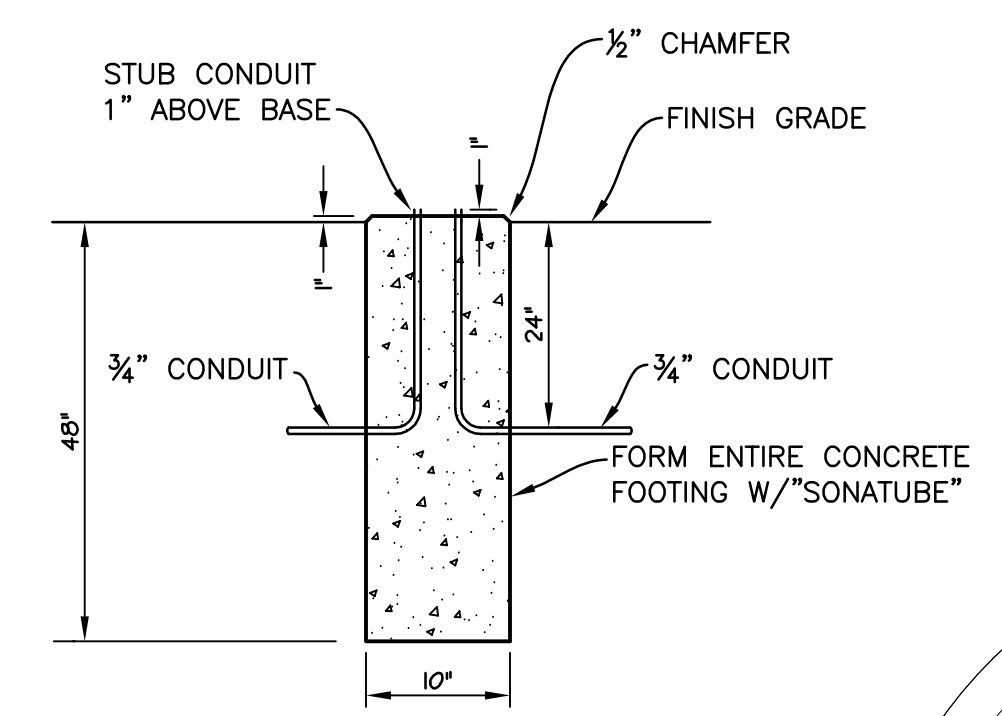
## LEGEND

- SANITARY MANHOLE
- SANITARY SEWER LEAD
- SANITARY LEAD
- FIRE HYDRANT
- GATE VALVE & WELL
- 8" WATER MAIN
- WATER MAIN SERVICE
- FIRE PROTECTION
- STORM CATCH BASIN
- CLEAN OUT
- STORM SEWER
- ARROCK GRANITE TO ROUND OUTDOOR BOLLARD (OR APPROVED EQUAL)
- FLAG POLE LIGHT AND PARK SIGN LIGHT
- ELECTRICAL CONDUIT
- 3-PL 1 (PIER LIGHT) BRISTOL OUTDOOR LIGHTING POST FIXTURE WITH POST ARM, 18 W. LED, 2700K, 120 VOLT

NOTE:  
PROVIDE SEPARATE TIMER AND PHOTOCELL WITH OVERRIDE SWITCH FOR PIER LIGHT CIRCUITS.  
PROVIDE TIMER AND PHOTOCELL CIRCUIT FOR BOLLARD LIGHTING.

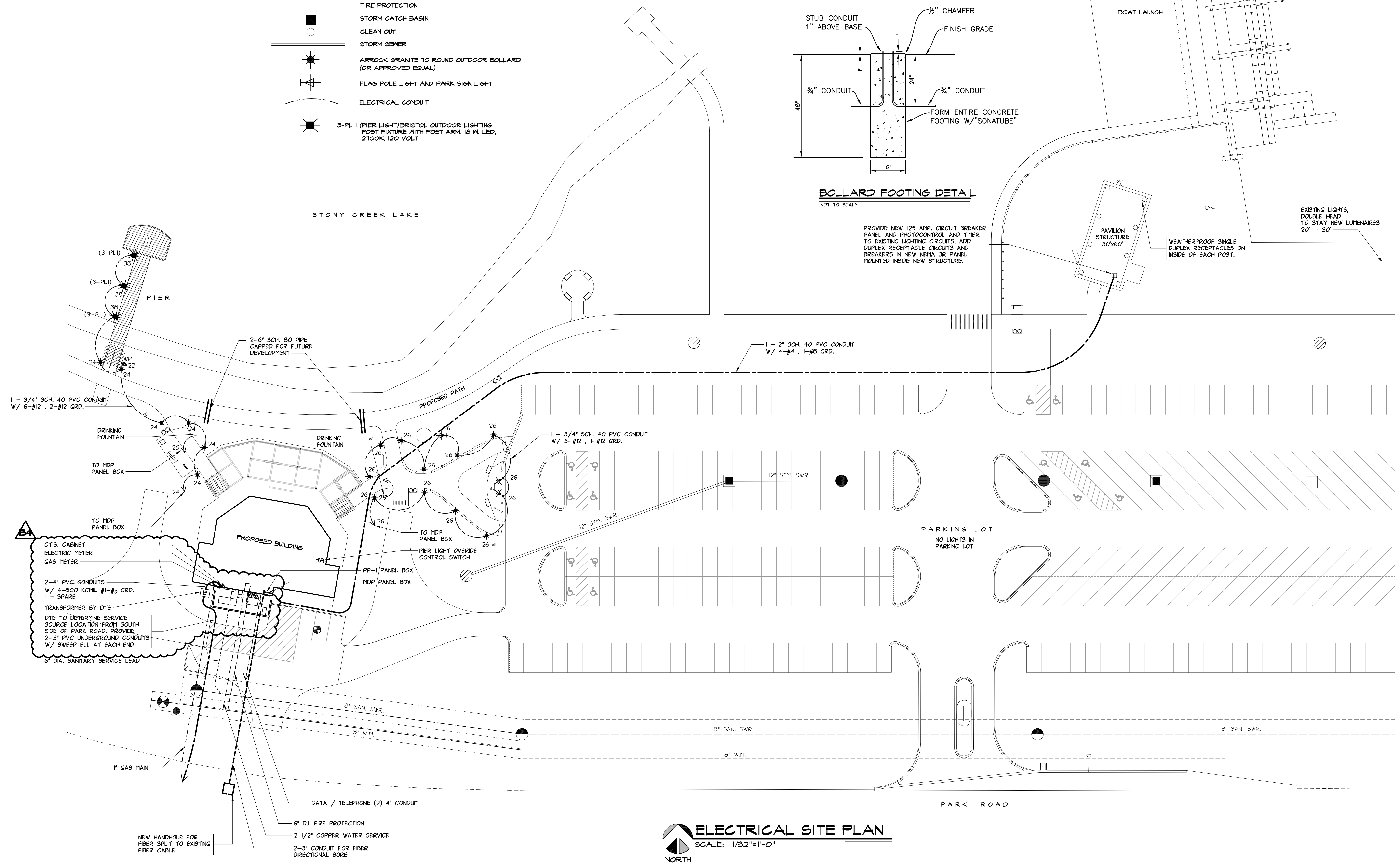


**BOLLARD BASE PLATE BOLT PATTERN**  
NOT TO SCALE



**BOLLARD FOOTING DETAIL**  
NOT TO SCALE

PROVIDE NEW 125 AMP. CIRCUIT BREAKER PANEL AND PHOTOCONTROL AND TIE TO EXISTING LIGHTING CIRCUITS. ADD DUPLEX RECEPTACLE CIRCUITS AND BREAKERS IN NEW NEMA 3R PANEL MOUNTED INSIDE NEW STRUCTURE.



## ELECTRICAL SITE PLAN

SCALE: 1/32"=1'-0"

Civil Engineers  
Surveyors  
Architects

**ANDERSON,  
ECKSTEIN AND  
WESTRICK, INC.**

51301 Schoenherr Road  
Shelby Township  
Michigan 48315

Phone 586 726 1234  
Fax 586 726 8780  
www.aewinc.com

DATE	SUBMITTALS/REVISIONS
12/22/17	BULLETIN 4
09/18/17	BULLETIN NO. 2
08/09/17	CONSTRUCTION ISSUE
04/25/17	ADDENDUM 2
04/18/17	ADDENDUM 1
04/10/17	BID ISSUE
03/31/17	HCM PLAN REVIEW
03/16/17	PERMIT ISSUE

3 WORKING DAYS  
BEFORE YOU DIG  
CALL MISS DIG  
811  
(TOLL FREE)

PROJECT NAME:

## STONY CREEK LANDING

SHEET TITLE:

## ELECTRICAL SITE PLAN

CLIENT: <b>HURON-CLINTON METROPOLITAN AUTHORITY</b>		
<input checked="" type="checkbox"/> PRELIMINARY	<input checked="" type="checkbox"/> CONSTRUCTION	<input type="checkbox"/> RECORD
DRAWN BY: BLC	CHECKED BY: JRA	DATE: NOVEMBER 2016
SCALE: AS NOTED		

UTILITY INFORMATION, AS SHOWN, INDICATES APPROXIMATE LOCATIONS AND TYPES OF EXISTING FACILITIES ONLY, AS DISCLOSED BY RECORDS PROVIDED TO THIS FIRM FROM THE VARIOUS UTILITY COMPANIES. NO GUARANTEE IS GIVEN OR IMPLIED AS TO THE COMPLETENESS OR ACCURACY THEREOF.

PRIOR TO CONSTRUCTION, ALL LOCATIONS AND DEPTHS OF EXISTING OVERHEAD AND UNDERGROUND UTILITIES (IN CONFLICT WITH THE CONSTRUCTION OF THESE PROPOSED IMPROVEMENTS) SHALL BE VERIFIED IN THE FIELD. DURING THE CONSTRUCTION, THE CONTRACTOR SHALL PROTECT AND SUPPORT ALL UTILITIES THAT ARE ENCOUNTERED. (ALL COSTS FOR UTILITY LOCATION VERIFICATION, SUPPORT AND PROTECTION SHALL BE INCLUDED IN THE PROPOSED PAY ITEM CONFLICTING WITH THAT UTILITY).

DURING CONSTRUCTION, THE CONTRACTOR SHALL USE EXTREME CAUTION WHEN OPERATING NEAR ANY AND ALL OVERHEAD AND / OR BURIED UTILITIES.

CALL MISS DIG

PROJECT NO. **0215-0038**

M:\0215\0215-0038\DWG\ARCH\0215-0038.DWG  
24X36--1/8/2018 7:49:20 AM

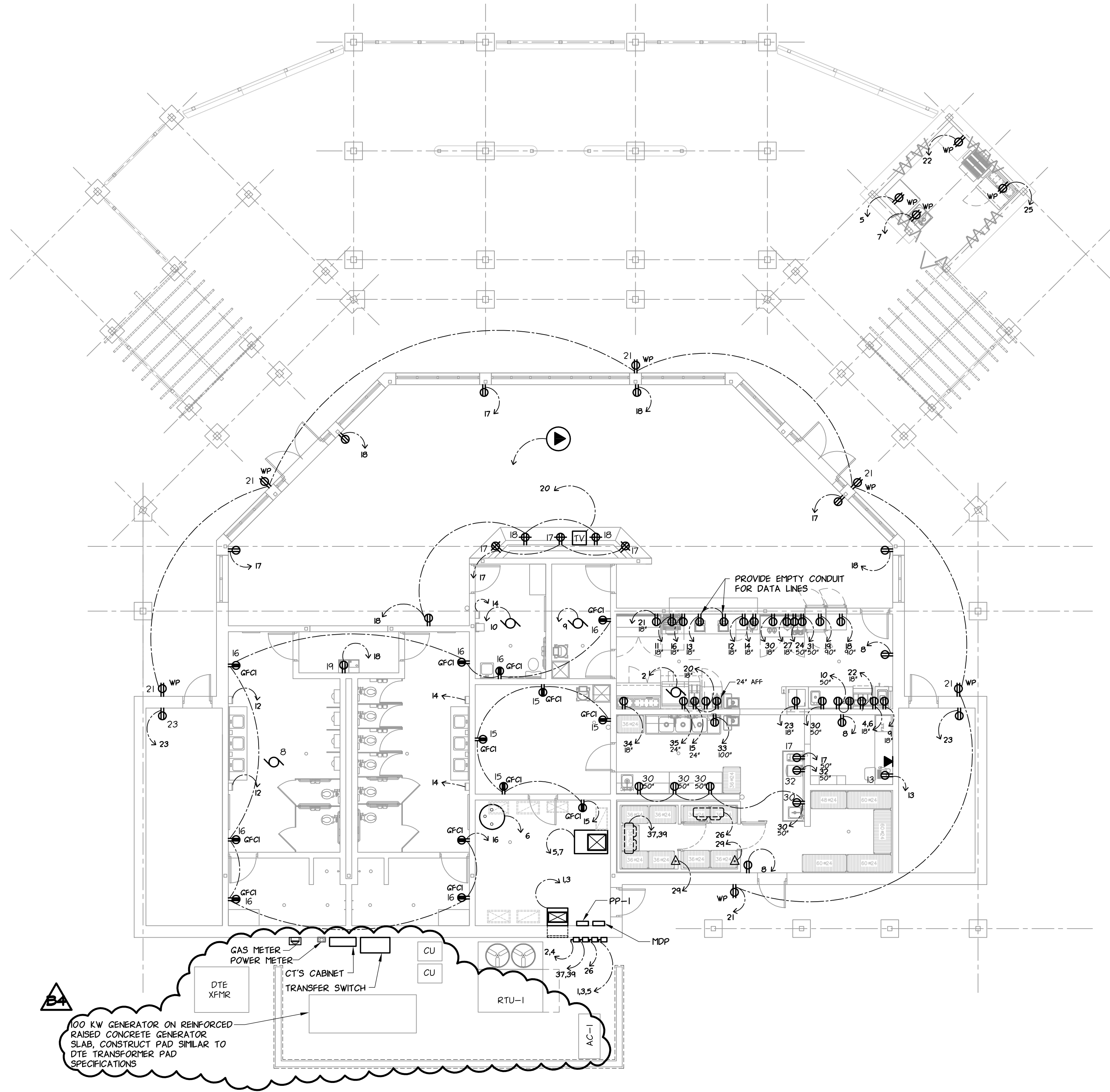
SHEET NO.

**EO**

COPYRIGHT, 2017, ANDERSON, ECKSTEIN AND WESTRICK, INC.

ELECTRICAL LEGEND

- ▷ : CABLE / TV  
▷ : PHONE AND DATA  
⦿ : WI-FI  
⦿ : DUPLEX RECEPTACLE ABOVE COUNTER TOP  
⦿ : DUPLEX RECEPTACLE, COORD. W/ MILLWORK  
⦿ : CONVENIENCE DUPLEX RECEPTACLE  
⦿ GFCI : G.F.C.I. DUPLEX RECEPTACLE  
⦿ WP : DUPLEX RECEPTACLE, WEATHER PROOF  
⦿ : RECESSED FLOOR BOX, OUTLET  
⦿ : SPECIAL OUTLET  
▷ : RECESSED FLOOR BOX, DATA  
⦿ : QUADPLEX RECEPTACLE  
TV : TV CABLE BOX, DATA AND OUTLET (66" A.F.F. U.N.O.)  
FS : FIRE ALARM FULL STATION  
JB : JUNCTION BOX  
220V : 220V  
• : DOOR BUZZER/UNLOCK  
○ : MOTOR  
DO : DOOR CONTROL (48" A.F.F.)  
[DETAIL SH. E3.1]  
X : DOOR OPEN INDICATOR LIGHT  
30mm GREEN LED  
□ : DISCONNECT SAFETY SWITCH  
□ : POWER METER  
□ : HAND DRYER: BRADLEY 2902-2874



**ELECTRICAL POWER PLAN**  
SCALE: 1/8"=1'-0"  
NORTH NOTE: COORDINATE HEIGHTS & EXACT LOCATIONS W/ KITCHEN EQUIPMENT  
18" = 18" A.F.F.

- NOTE :**
- SEE FOOD SERVICE EQUIPMENT DRAWINGS FOR KITCHEN ELECTRICAL FIXTURES SPEC.
  - OWNER TO PROVIDE CONTRACTOR WITH SECURITY SYSTEM PLAN. CONTRACTOR SHALL INSTALL CONDUITS AND JUNCTION BOXES TO REQUIRED LOCATIONS.

Civil Engineers  
Surveyors  
Architects

**ANDERSON,  
ECKSTEIN AND  
WESTRICK, INC.**

51301 Schoenherr Road  
Shelby Township  
Michigan 48315

Phone 586 726 1234  
Fax 586 726 8780  
www.aewinc.com

DATE	SUBMITTALS/REVISIONS
12/22/17	BULLETIN 4
08/08/17	CONSTRUCTION ISSUE
04/25/17	ADDENDUM 2
04/18/17	ADDENDUM 1
04/10/17	BID ISSUE
03/31/17	HCM PLAN REVIEW
03/15/17	PERMIT ISSUE

3 WORKING DAYS  
BEFORE YOU DIG  
CALL MISS DIG  
811  
(TOLL FREE)

PROJECT NAME:

**STONY CREEK  
LANDING**

SHEET TITLE:

**ELECTRICAL  
POWER PLAN**

CLIENT:

**HURON-CLINTON  
METROPOLITAN AUTHORITY**

<input checked="" type="checkbox"/> PRELIMINARY	<input checked="" type="checkbox"/> CONSTRUCTION	<input type="checkbox"/> RECORD
DRAWN BY: BLC	CHECKED BY: JKA	DATE: NOVEMBER 2016
SCALE:	AS NOTED	

UTILITY INFORMATION, AS SHOWN, INDICATES APPROXIMATE LOCATIONS AND TYPES OF EXISTING FACILITIES ONLY, AS DISCLOSED BY RECORDS PROVIDED TO THIS FIRM FROM THE VARIOUS UTILITY COMPANIES. NO GUARANTEE IS GIVEN OR IMPLIED AS TO THE COMPLETENESS OR ACCURACY THEREOF.

PRIOR TO CONSTRUCTION, ALL LOCATIONS AND DEPTHS OF EXISTING OVERHEAD AND UNDERGROUND UTILITIES (IN CONFLICT WITH THE CONSTRUCTION OF THESE PROPOSED IMPROVEMENTS) SHALL BE VERIFIED IN THE FIELD. DURING THE CONSTRUCTION, THE CONTRACTOR SHALL PROTECT AND SUPPORT ALL UTILITIES THAT ARE ENCOUNTERED. (ALL COSTS FOR UTILITY LOCATION VERIFICATION, SUPPORT AND PROTECTION SHALL BE INCLUDED IN THE PROPOSED PAY ITEM CONFLICTING WITH THAT UTILITY).

DURING CONSTRUCTION, THE CONTRACTOR SHALL USE EXTREME CAUTION WHEN OPERATING NEAR ANY AND ALL OVERHEAD AND / OR BURIED UTILITIES.

CALL MISS DIG

PROJECT NO.

**0215-0038**

W:\0215\0215-0038\DWG\ARCH\CD\SET.DWG  
24X36--1/8/2016 7:48:53 AM

SHEET NO.

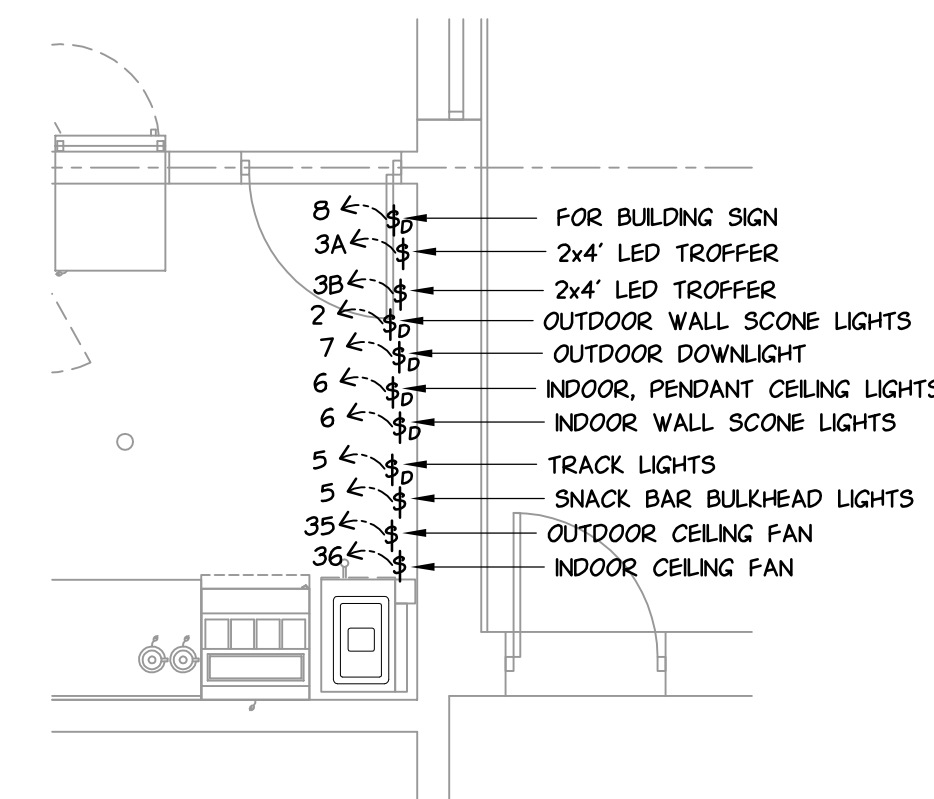
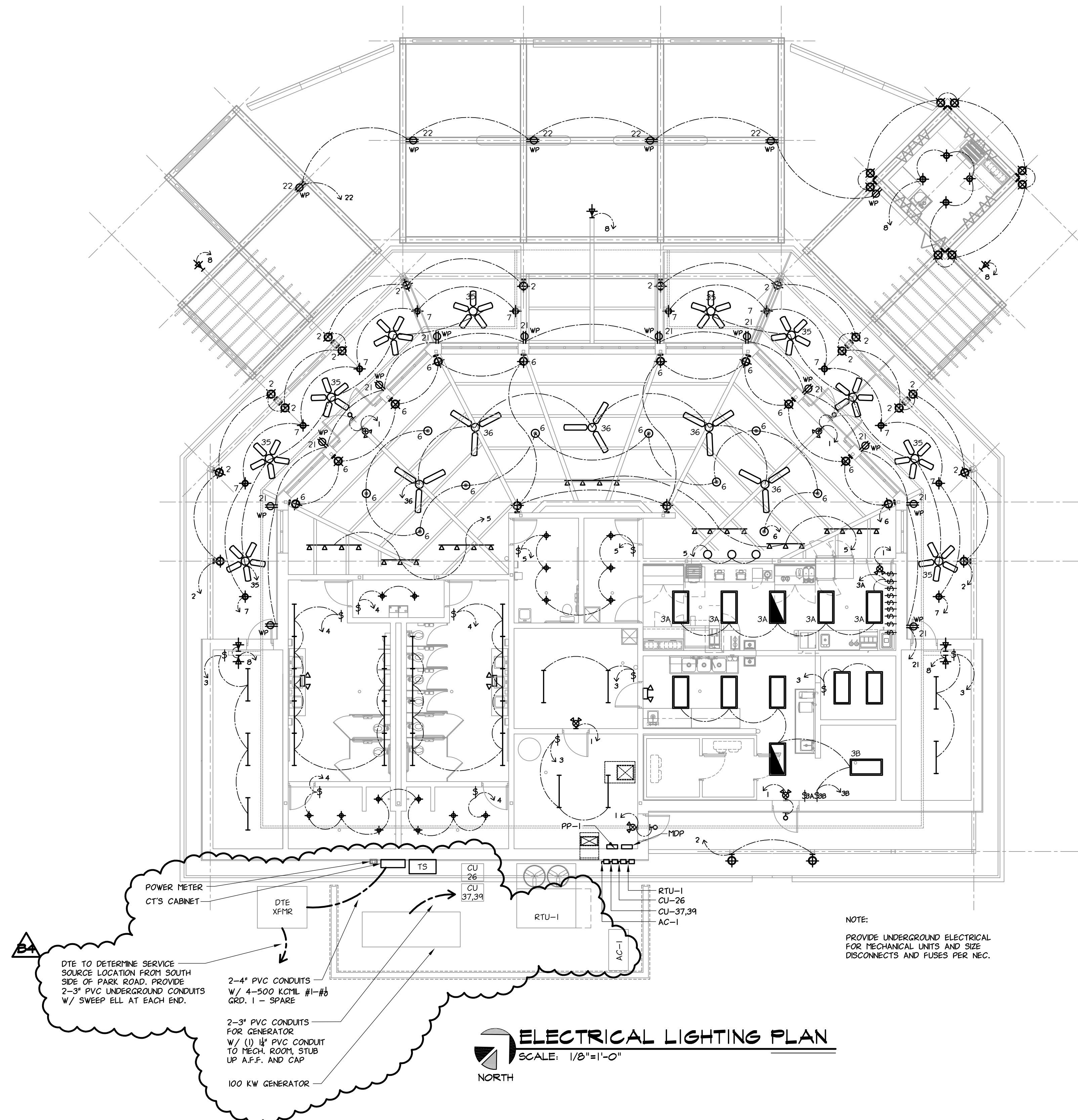
**E1**

COPYRIGHT, 2017, ANDERSON, ECKSTEIN AND WESTRICK, INC.



## LIGHTING LEGEND

	2x4' LED TROFFER - KENALL SIMPLE SEAL, FOOD ZONE CSED0 SERIES OR APPROVED EQUAL.
	2x4' LED TROFFER - KENALL SIMPLE SEAL, FOOD ZONE CSED0 SERIES OR APPROVED EQUAL.
	48\"/>
	DOWN LIGHT - RECESSED LIGHTING - 60THAM - SERIES LED 6\"/>
	EXHAUST FAN
	EMERGENCY LIGHT LED - LITHONIA ELM2 LED OR APPROVED EQUAL.
	EXIT / EMERGENCY LIGHT LED COMBO - LITHONIA LHQM LED OR APPROVED EQUAL.
	LED EM REMOTE EXIT LIGHT
	WALL SCONCE - STRATUS COLLECTION INDOOR / OUTDOOR STYLE #22647 - 12 3\"/>
	OUTDOOR DOWNLIGHT - FINE KINSCAPE FAR-30/38 OUTDOOR CEILING LIGHT - INCANDESCENT - 120V - SPOT - BRONZE SMOOTH - FLAT CLEAR LENS, (OR APPROVED EQUAL)
	SNACK BAR BULKHEAD - MAXIM CRETE 12\"/>
	INDOOR PENDANT CEILING LIGHT, NUR LED 1618 (OR APPROVED EQUAL)
	LITHONIA QLS LANDSCAPE SPOTLIGHT - 3000K - DARK BRONZE FINISH (OR APPROVED EQUAL).
	JUNO 8 W PAR 20 LED FLARED BROZE TRACK, SUSPENDED ON STEMS - STYLE #6JB40 (OR APPROVED EQUAL)
	PATIO FAN - 54\"/>
	INSIDE FAN - 84\"/>
	LIGHT SWITCH
	3-WAY LIGHT SWITCH
	DIMMER LIGHT SWITCH



**NOTE :**  
SEE FOOD SERVICE EQUIPMENT DRAWINGS  
FOR KITCHEN ELECTRICAL FIXTURES SPEC.

Civil Engineers  
Surveyors  
Architects

ANDERSON,  
ECKSTEIN AND  
WESTRICK, INC.

Engineering  
Surveying  
Construction

51301 Schoenherr Road  
Shelby Township  
Michigan 48315

Phone 586 726 1234  
Fax 586 726 8780

www.aewinc.com

12/22/17	BULLETIN 4
08/08/17	CONSTRUCTION ISSUE
08/08/17	BULLETIN 1
04/25/17	ADDENDUM 2
04/18/17	ADDENDUM 1
04/10/17	BID ISSUE
03/31/17	HCM PLAN REVIEW
03/16/17	PERMIT ISSUE
DATE	SUBMITTALS/REVISIONS

3 WORKING DAYS  
BEFORE YOU DIG  
CALL MISS DIG  
811  
(TOLL FREE)

PROJECT NAME: **STONY CREEK LANDING**

SHEET TITLE: **ELECTRICAL LIGHTING PLAN**

CLIENT: **HURON-CLINTON METROPOLITAN AUTHORITY**

<input checked="" type="checkbox"/> PRELIMINARY	<input checked="" type="checkbox"/> CONSTRUCTION	<input type="checkbox"/> RECORD
DRAWN BY: BLC	CHECKED BY: JRA	DATE: NOVEMBER 2016
SCALE: AS NOTED		

UTILITY INFORMATION, AS SHOWN, INDICATES APPROXIMATE LOCATIONS AND TYPES OF EXISTING FACILITIES ONLY, AS DISCLOSED BY RECORDS PROVIDED TO THIS FIRM FROM THE VARIOUS UTILITY COMPANIES. NO GUARANTEE IS GIVEN OR IMPLIED AS TO THE COMPLETENESS OR ACCURACY THEREOF.

PRIOR TO CONSTRUCTION, ALL LOCATIONS AND DEPTHS OF EXISTING OVERHEAD AND UNDERGROUND UTILITIES (IN CONFLICT WITH THE CONSTRUCTION OF THESE PROPOSED IMPROVEMENTS) SHALL BE VERIFIED IN THE FIELD. DURING THE CONSTRUCTION, THE CONTRACTOR SHALL PROTECT AND SUPPORT ALL UTILITIES THAT ARE ENCOUNTERED. (ALL COSTS FOR UTILITY LOCATION VERIFICATION, SUPPORT AND PROTECTION SHALL BE INCLUDED IN THE PROPOSED PAY ITEM CONFLICTING WITH THAT UTILITY).

DURING CONSTRUCTION, THE CONTRACTOR SHALL USE EXTREME CAUTION WHEN OPERATING NEAR ANY AND ALL OVERHEAD AND / OR BURIED UTILITIES.

CALL MISS DIG

PROJECT NO. **0215-0038**

M:\0215\0215-0038\DWG\ARCH\CD\SE2.DWG  
24X36--1/8/2018 7:46:51 AM

SHEET NO.

**E2**

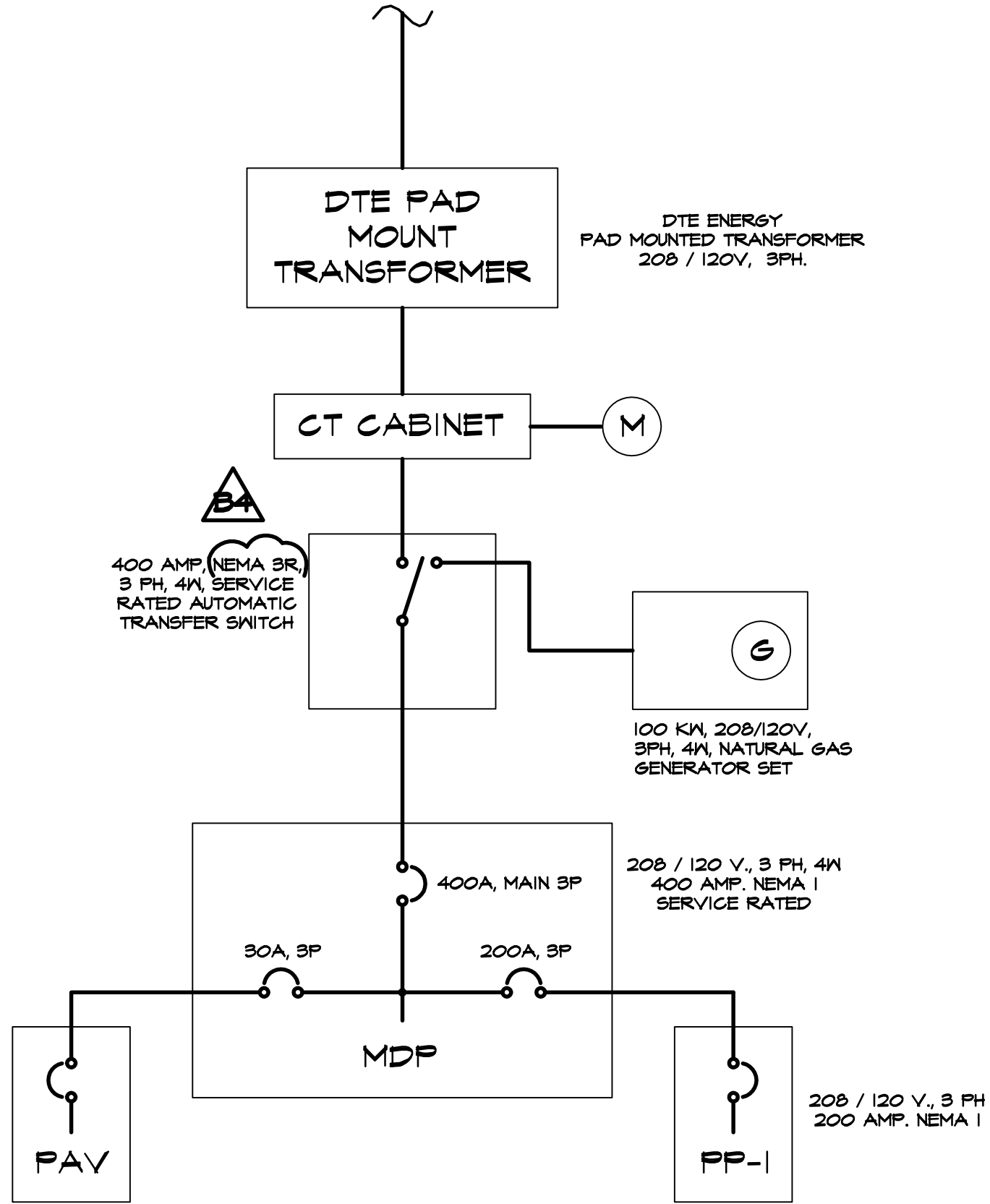
COPYRIGHT, 2017, ANDERSON, ECKSTEIN AND WESTRICK, INC.

PANEL : PP - 1 ( KITCHEN ) LOCATION : MECHANICAL ROOM #113													
VOLTAGE : 208/120 V. 3 PH. 4W 150 AMP. MAIN BREAKER : MLD													
BREAKER TYPE : A/C RATED :													
BRK SIZE	CIRCUIT LOAD & LOCATION	RECP. VA	LTC. VA	MISC. VA	CIRCUIT NO.		CIRCUIT NO.	MISC. VA	LTC. VA	RECP. VA	CIRCUIT LOAD & LOCATION	BRK SIZE	
15/2P	MAU - 1			625	1		2	100			EF-4, HOOD	20	
				-	3		4	5200			E37,I, SOFT SERVE ICE CREAM MACHINE	30/2P	
20	E59, BEVERAGE REFRIGERATED	744			5		6					-	
20	E55, MOBILE HANDWASH	1800			7		8			540	GENERAL KITCHEN OUTLET	20	
20	E37, MLK SHAKE MACHINE	1500			9		10			900	E42, BLENDERS	20	
20	E29, HOT DOG ROLLER WARMER	1150			11		12			1200	E33, HOT PRETZEL WARMER	20	
20	E32, POS SYSTEM & PRINTER	1800			13		14			1655	E53, CHEESE WARMER	20	
20	E18 & E23, FRY WARMER & FRY CONTROL	1920			15		16			900	54, DRAWER WARMER	20	
20	E7, COFFEE & TEA BREWER	1650			17		18			1300	E35, FREEZER	20	
20	E36, PASS-THRU REFRUGERATOR	576			19		20			576	E19, TOP FREEZER	20	
20	E27, WORK TOP REFRIGERATOR	612			21		22			468	E38, REFRIGERATOR	-	
20	E44, ICE CREAM DIPPING CABINET	468			23		24			612	E49, TOP REFRIGERATOR	-	
20	E58, PREF REFRIGERATOR	1032			25		26			220	E1A	-	
20	E49, WORK TOP REFRIGERATOR	612			27		28					-	
20	E1, WALK-IN DOOR HEATERS, LIGHTS	1200			29		30			1440	E61, GENERAL KITCHEN OUTLET	20	
20	E5, NON-CARBONATED BEVERAGE DISPENSER	1440			31		32			1800	E6, HOT BEVERAGE DISPENSER	20	
20	E25, FIRE SUPPRESSION SYSTEM MICRO SWITCH & TIE INTO BLDG ALARM	1000			33		34			612	E28, PREF REFRIGERATOR	-	
20	E22, RANGE HOOD	720			35		36	1510			E1B, WALK-IN COOLER CONDENSER	20/2P	
30/2P	E1C / E1D, EVAP. COIL/WALK-IN FREEZER CONDENSER			4368	37		38						
				-	39		40						
TOTAL RECEPTACLES :		18,224 KVA				12,223 KVA							
TOTAL LIGHTING :													
TOTAL MISCELLANEOUS :		4,993 KVA				6,810 KVA							
TOTAL DEMAND :		KVA											
TOTAL AMPS :		AMPS											

PANEL : MDP LOCATION : MECHANICAL ROOM #113													
VOLTAGE : 208/120 V. 3 PH. 4W 400 AMP. MAIN BREAKER : 400 AMP.													
BREAKER TYPE : A/C RATED : SERVICE ENTRANCE													
BRK SIZE	CIRCUIT LOAD & LOCATION	RECP. VA	LTC. VA	MISC. VA	CIRCUIT NO.	CIRCUIT NO.	MISC. VA	LTC. VA	RECP. VA	CIRCUIT LOAD & LOCATION	BRK SIZE		
				-	1	2	5824			AC-1	35/2P		
60/3P	RTU -1			11,024	3	4	-				-		
				-	5	6	1500			HOT WATER HEATER	20		
				-	7	8	100			EF-1	20		
20	EF-2			160	9	10	80			EF-3	20		
-				-	11	12	480			ELEC. HAND DRYER	20		
-				-	13	14	700			ELEC. HAND DRYER	20		
20	M/E AND STORAGE OUTLETS	900			15	16			1080	RESTROOM OUTLETS	20		
20	WARMING AREA	1080			17	18			1260	WARMING AREA OUTLETS	20		
20	EWC	180			19	20			500	TV	20		
20	BUILDING OUTDOOR OUTLETS	-			21	22			1080	PATIO OUTDOOR OUTLETS	20		
20	STORAGE OUTLETS	1080			23	24		250		BOLLARD LIGHTS	20		
20	DRINKING FOUNTAIN	200			25	26				BOLLARD LIGHTS	20		
20	EMERGENCY LIGHTS		108		27	28		1200		WALL SCONES	20		
20	RM. NO'S. 102, 109, 110, 111, 112, 113 & 114	540			29	30		928		RESTROOMS 103, 104, 105, & 106	20		
20	RM. NO'S. 107, 108, SNACK BAR & TRACK	703			31	32		1602		RM. NO. 100 PENDANT & WALL LIGHTS	20		
20	BUILDING PATIO, RECESS	768			33	34		440		OUTDOOR BLDG & SPOTS LIGHT SIGN	20		
20	OUTDOOR CEILING FAN	700			35	36		400		INDOOR CEILING FAN	20		
20	OUTDOOR CEILING FAN	240			37	38		60		PIER LIGHTING	20		
30/3	PAVILION STRUCTURE	4000			39	40	41,638			KITCHEN	150/3P		
-					41	42					-		
-					43	44							
TOTAL RECEPTACLES :		3,440 KVA				3,920 KVA							
TOTAL LIGHTING :		7,059 KVA				4880 KVA							
TOTAL MISCELLANEOUS :		11,184 KVA				49,142 KVA							
TOTAL DEMAND :		79,625 KVA											
TOTAL AMPS :		204 AMPS											

#### REPORTS

ELECTRICAL CONTRACTOR TO PROVIDE ARC FLASH ANALYSIS, REQUIRED PPE LABELS AND COORDINATION STUDY AFTER INSTALLATION OF EQUIPMENT.



#### RISER DIAGRAM

#### GENERAL ELECTRICAL

- CONTRACTOR TO ASCERTAIN LOCATION OF ALL UTILITIES AND TAKE NECESSARY PRECAUTIONS TO AVOID DAMAGE - CONTACT "MISS DIG" AND OWNER.
- ALL ELECTRICAL WORK SHALL BE DONE IN STRICT ACCORDANCE WITH CURRENT NATIONAL ELECTRICAL CODE (NEC) AND LOCAL CODE ENFORCEMENT AGENCIES REQUIREMENTS. ELECTRICAL CONTRACTOR SHALL OBTAIN ALL REQUIRED PERMITS AND INSPECTION AND SHALL GUARANTEE THE INSTALLATION FOR TWO FULL YEARS FROM DATE OF OWNER'S ACCEPTANCE. GIVE OWNER COPY OF FINAL INSPECTION.
- ALL EQUIPMENT AND MATERIAL SHALL BE NEW AND UNUSED, APPROVED FOR THE PURPOSE AND BEAR A U.L. LABEL WHENEVER SUCH MATERIAL OR EQUIPMENT IS LISTED.
- CONTRACTOR SHALL EXAMINE THE SITE, PLANS, AND SPECIFICATIONS TO ASCERTAIN ALL ASPECTS OF WORK AND MATERIAL REQUIREMENTS PRIOR TO BIDDING IN ORDER TO PROVIDE A COMPLETE AND WORKING SERVICE. CONTACT OWNER REPRESENTATIVE.
- TAKE ALL PRECAUTIONS NECESSARY TO PROTECT PEDESTRIAN AND VEHICLE TRAFFIC AND ALLOW MOVEMENT AS REQUIRED BY OWNER.
- ALL WIRE EXCEPT AS NOTED SHALL BE XHHW2 OR THIN STRANDED COPPER WITH 600V INSULATION COLOR CODED PER OWNER'S STANDARDS.
- UNDERGROUND CONDUIT SHALL BE SCHEDULE 40 P.V.C. DUCT EXCEPT AS NOTED, GALVANIZED RIGID STEEL SCHEDULE 40 CONDUIT SHALL BE USED IN CONCRETE, UNDER ROADWAYS, ON FACES OF BUILDINGS, PASSING THRU BASEMENT WALLS, AND ABOVE GRADE.
- MINIMUM COVER OVER BURIED CONDUIT SHALL BE IN ACCORDANCE WITH CURRENT NATIONAL ELECTRIC CODE (NEC) EXCEPT AT EXISTING OR PROPOSED ROAD CROSSING WHERE THE TOP OF CONDUIT SHALL BE 24" MINIMUM BENEATH ROAD BASE. OWNER AND INSPECTING AUTHORITIES SHALL BE NOTIFIED BEFORE CONDUIT IS COVERED.
- ELECTRICAL WARNING TAPE SHALL BE PLACED 12" BELOW GRADE ABOVE ALL UNDERGROUND CONDUIT INSTALLED ON THIS PROJECT.
- SHOP DRAWINGS FOR ALL NEW EQUIPMENT SHALL BE SUBMITTED TO THE OWNER FOR APPROVAL PRIOR TO PURCHASE.
- ALL SYSTEM COMPONENTS SHALL BE IDENTIFIED AND ALL CIRCUITS IN PANELS SHALL BE IDENTIFIED.
- CONDUIT LOCATIONS INCLUDING ALL BENDS AND FITTINGS SHALL BE ACCURATELY WITNESSED IN THE FIELD BY THE CONTRACTOR. WITNESS SHALL CONSIST OF ACCURATE MEASUREMENTS TO A MINIMUM OF 3 EXISTING PHYSICAL FEATURES (SHOWN ON THE PLANS). DRAWINGS SHALL BE PROVIDED TO THE OWNER.
- BACKFILL OF CONDUIT TRENCHES SHALL BE WITH APPROVED EXCAVATED MATERIAL SIMILAR IN COMPOSITION TO THE ADJACENT VIRGIN MATERIAL. ALL BACKFILL SHALL BE COMPACTED TO NINETY-FIVE (95%) OF ITS MAXIMUM UNIT WEIGHT.
- AGGREGATE REPLACEMENT THICKNESS ON OPEN-CUTS SHALL MATCH THE EXISTING AGGREGATE THICKNESS.
- ALL SWITCHES, RECEPTACLES AND FIXTURES SHALL BE COMMERCIAL GRADE AND PHOTO CELL CONTROLLED AND / OR TIMERS INSTALLED AS NEEDED FOR SYSTEM OPERATION.

#### START-UP SERVICE

- AFTER ELECTRICAL WORK HAS BEEN COMPLETELY INSTALLED, THE CONTRACTOR SHALL ARRANGE FOR A REPRESENTATIVE TO VISIT THE SITE TO PUT THE SYSTEMS INTO TROUBLE FREE, AUTOMATIC OPERATION. THE SERVICE REPRESENTATIVES SHALL SPEND AS MUCH TIME AS IS REQUIRED AT THE JOBSITE. IN ADDITION TO START-UP DUTIES, HE SHALL EXPLAIN AND DEMONSTRATE THE OPERATION OF THE SYSTEMS TO REPRESENTATIVES OF THE OWNER. THE SERVICE REPRESENTATIVES SHALL, AT THIS TIME, PASS OVER TO THE OWNER'S REPRESENTATIVE THREE (3) BOUND COPIES OF THE SYSTEMS' MAINTENANCE AND OPERATION MANUAL. A COMPLETE SERVICE REPORT SHALL BE PREPARED AND SIGNED BY THE SERVICE REPRESENTATIVE. COPIES OF THE START-UP REPORT SHALL BE DISTRIBUTED AS FOLLOWS: ONE (1) COPY EACH TO THE MANUFACTURER'S PROJECT FILE, CONSULTING ENGINEER'S PROJECT FILE, CONTRACTOR'S PROJECT FILE, AND THE OWNER'S EQUIPMENT FILE.
- LABEL ALL SWITCHES AND PANEL.
- ALL BOLTS, NUTS, AND WASHERS EXPOSED TO WEATHER OR MOISTURE ARE TO BE STAINLESS STEEL, BRASS. PLACE NO-OXIDE GREASE ON FOUNDATION OR TIE DOWN BOLTS.
- ALL PANEL DISCONNECTS SHALL USE COPPER MECHANISMS. ALL SWITCHES, OUTLETS, ETC., SHALL BE COMMERCIAL GRADE.

#### GENERATOR WORK SCOPE

PROVIDE AND INSTALL A 100 KW 120/208V, 3 PHASE, 4 WIRE STANDBY GENERATOR AND 400 AMP SERVICE RATED NEMA 3R TRANSFER SWITCH AT THE STONY CREEK FACILITY IN WASHINGTON TOWNSHIP, MI.

#### GENERATOR

ONE (1) NATURAL GAS ENGINE GENERATOR SET, 100KW @ 0.8PF, 60 HZ, THREE PHASE, 120/208 VOLT, UL2200 LISTED, EPA CERTIFIED

#### GENERATOR ACCESSORIES

RUN RELAY  
RADIATOR LIQUID COOLED  
AIR INTAKE STANDARD  
RSA III MULTI ATS ANNUNCIATOR  
FIRE ALARMS, NFPA 110  
REMOTE A/V ALARM PANEL  
FAILURE RELAY WITH HARNESS, 1 FAULT  
REMOTE EMERGENCY STOP SWITCH  
STEEL WEATHER ENCLOSURE WITH LEVEL II NOISE RATING  
BLOCK HEATER  
BATTERY CHARGER FLOAT, 4V/ALARMS, 24V-10AMP  
400 AMP CIRCUIT BREAKER, THERMAL MAGNETIC, 80% RATED  
AIR CLEANER RESTRICTION INDICATOR  
FLEX FUEL LINE

NATURAL GAS FUEL REQUIREMENTS AT THE GENERATOR  
FUEL OPERATING REQUIREMENTS: 1317 CFH EACH AT 11" WATER COLUMN PRESSURE  
NO MORE THAN 1/2" OF WATER COLUMN DROP FROM NO LOAD TO FULL LOAD

#### AUTOMATIC TRANSFER SWITCH

ONE (1) AUTOMATIC SERVICE ENTRANCE TRANSFER SWITCH, 400 AMP, THREE PHASE, 3 POLE, 4 WIRE, NEMA 3R ENCLOSURE

#### ADDITIONAL ACCESSORIES

THREE (3) SETS OPERATION & MAINTENANCE MANUAL(S)  
TWO (2) YEAR WARRANTY OR 2,000 HOURS.  
BATTERIES, FLUIDS, START-UP  
START-UP TO BE COMPLETED WITHIN 10 DAYS OF EQUIPMENT INSTALLATION  
ON SITE TESTING AT START-UP  
FIVE YEAR MAINTENANCE CONTRACT TO BE PROVIDED IN THE BASE COST.

CONTRACTOR IS RESPONSIBLE FOR PROVIDING CONNECTIONS FOR GENERATOR AND TRANSFER SWITCH AND ANY WIRING FOR OPERATION OF SYSTEM INCLUDING SERVICE GROUNDING REQUIREMENTS, OVERCURRENT PROTECTION DEVICES AND MONITORING AND CONTROL EQUIPMENT.

Civil Engineers  
Surveyors  
Architects

Engineering  
Strong  
Commitment



ANDERSON,  
ECKSTEIN AND  
WESTRICK, INC.

51301 Schoenherr Road  
Shelby Township  
Michigan 48315

Phone 586 726 1234  
Fax 586 726 8780

www.aewinc.com

12/22/17  
08/08/17  
04/25/17  
04/18/17  
04/10/17  
03/31/17  
03/16/17

BULLETIN 4  
CONSTRUCTION ISSUE  
ADDENDUM 2  
ADDENDUM 1  
BID ISSUE  
HMA PLAN REVIEW  
PERMIT ISSUE

DATE SUBMITTALS/REVISIONS

3 WORKING DAYS  
BEFORE YOU DIG  
CALL MISS DIG  
811  
(TOLL FREE)

PROJECT NAME:

STONY CREEK  
LANDING

SHEET TITLE:

ELECTRICAL  
NOTES &  
SCHEDULES

CLIENT:

HURON-CLINTON  
METROPOLITAN AUTHORITY

PRELIMINARY CONSTRUCTION RECORD

DRAWN BY: CHECKED BY: DATE:

BLC JRA NOVEMBER 2016

SCALE: AS NOTED

UTILITY INFORMATION, AS SHOWN, INDICATES APPROXIMATE LOCATIONS AND TYPES OF EXISTING FACILITIES ONLY, AS DISCLOSED BY RECORDS PROVIDED TO THIS FIRM FROM THE VARIOUS UTILITY COMPANIES. NO GUARANTEE IS GIVEN OR IMPLIED AS TO THE COMPLETENESS OR ACCURACY THEREOF.

PRIOR TO CONSTRUCTION, ALL LOCATIONS AND DEPTHS OF EXISTING OVERHEAD AND UNDERGROUND UTILITIES ( IN CONFLICT WITH THE CONSTRUCTION OF UTILITIES ( PROPOSED IMPROVEMENTS ) SHALL BE VERIFIED IN THE FIELD. DURING THE CONSTRUCTION, THE CONTRACTOR SHALL PROTECT AND SUPPORT ALL UTILITIES THAT ARE ENCOUNTERED. ( ALL COSTS FOR UTILITY LOCATION VERIFICATION, SUPPORT AND PROTECTION SHALL BE INCLUDED IN THE PROPOSED PAY ITEM CONFLICTING WITH THAT UTILITY ).

DURING CONSTRUCTION, THE CONTRACTOR SHALL USE EXTREME CAUTION WHEN OPERATING NEAR ANY AND ALL OVERHEAD AND / OR BURIED UTILITIES.

CALL MISS DIG

PROJECT NO. 0215-0038

M:\0215\0215-0038\DWG\ARCH\CDS\E3.DWG  
24X36--11/8/2018 7:45:36 AM

SHEET NO.

E3

COPYRIGHT, 2017, ANDERSON, ECKSTEIN AND WESTRICK, INC.