

ANDERSON, ECKSTEIN AND WESTRICK

RFI NO:		DATE TRANSMITTED:	
---------	--	-------------------	--

RESPONSE REQUESTED FROM:	<input type="checkbox"/> Civil	<input type="checkbox"/> Struct.	<input type="checkbox"/> Arch.	<input type="checkbox"/> Mech.	<input type="checkbox"/> Elect.	<input type="checkbox"/> Other:	
---------------------------------	--------------------------------	----------------------------------	--------------------------------	--------------------------------	---------------------------------	---------------------------------	--

BRIEF DESCRIPTION OF RFI <u>[give details below]:</u>	
--	--

PROVIDE	<u>Section No.</u>		<u>Section No.</u>		<u>Section No.</u>	
SPECIFICATION	<u>Para. No.</u>		<u>Para. No.</u>		<u>Para. No.</u>	
REFERENCES						

PROVIDE DRAWING REFERENCES:

[Note: Request only one interpretation per RFI]

--

Requested by:

NAME:		DATE:	
-------	--	-------	--

ATTACHMENTS: ☐ YES ☐ NO

After saving file, e-mail as attachment to e-mail.

HCMA/AEW response:

Date Received:	
----------------	--

--

NAME/AEW:		DATE:	
-----------	--	-------	--

ATTACHMENTS: ☐YES ☐NO

Date Transmitted:	Indicate the recipients and the means of transmittal below:				
Distributed to:	E-mail	Fax	Hand	Mail	
Cedroni Associates: R. Cedroni, B. Lundberg	<input type="checkbox"/>	<input type="checkbox"/>	<input type="checkbox"/>	<input type="checkbox"/>	
HCMA: L. Martin, J. Rickle	<input type="checkbox"/>	<input type="checkbox"/>	<input type="checkbox"/>	<input type="checkbox"/>	
AEW: Brett McDonald	<input type="checkbox"/>	<input type="checkbox"/>	<input type="checkbox"/>	<input type="checkbox"/>	
Other:	<input type="checkbox"/>	<input type="checkbox"/>	<input type="checkbox"/>	<input type="checkbox"/>	

Type "J" - outdoor down light.



PINE WINSCAPE® PAR-30/38 Metal Halide Landscape Light

CATALOG
NUMBER

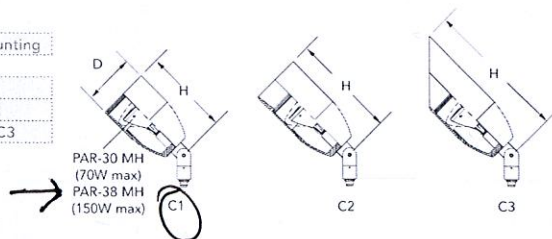
NOTES

TYPE

Specifications

D: Ø5-3/8" (137mm) + Mounting

H: 9" (229mm) w/C1
11" (279mm) w/C2
14-7/8" (378mm) w/C3



DESCRIPTION

The Pine Series accent light is suitable for a variety of mounting applications including ground, wall, tree, sign and architectural accents. Suitable for wet locations.

ORDERING INFORMATION

EXAMPLE: PINE P38100CM MVOLT SP WSL KM BPCA IHL C2 LPI BL

Series*	Source*	Metal Halide	Voltage*	Distribution	Lens	Mounting
PINE	Incandescent P38831	P3035CM ¹ P3070CM ¹ P3870CM ¹ P38100CM ²	120 208-277 MVOLT ²	SP Spot NFL Narrow flood FL Flood WFL Wide flood NR No lamp	FLC Flat clear WSL Watershed	KM Knuckle mount

Mounting Accessories	Options ⁷	External Caps*	Lamped	Finish*
Power Boxes⁵ B1 Inground ballast box B7² Wall mount ballast box BPCA Large inground box, alum. lid BPCB Large inground box, bronze lid BSB Big surface box SPCA Small combo box, alum. lid (70 watt max) SPCB Small combo box, bronze lid (70 watt max) SSB Small surface box (70 watt max) SSBTS Small surface tree mount box WP2J Wall pack over recessed j-box WP2S Surface mount wall pack	Independent Mounting⁴ JBA Aluminum j-box JBB Bronze j-box architectural ARJB J-box, aluminum 12"-48" CNS 5" Round canopy WMSA Wall mount splice access STK Mounting stake TRA Tree mounted j-box, alum. TRB Tree mounted j-box, bronze _TRAS Tree mounted j-box with aluminum mounting strap, available with 1-4 jboxes per strap _TRBS Tree mounted j-box with bronze mounting strap, available with 1-4 jboxes per strap	Internal Louver IHL Honeycomb louver Internal Accessory L1 Prismatic lens L2 Linear spread lens L3 Softening lens Internal Filters FA Amber FG Green FGD Green dichroic FLB Light blue FM Mercury vapor FMB Medium blue FMBD Medium blue dichroic FR Red FRD Red dichroic	C1 Short flush C2 Recessed lens C3 45° angle cut LPI Lamp included	All Material BL Black textured BRS Bronze smooth BRT Bronze textured CHS Chrome smooth DBL Black smooth DDB Designer bronze DNA Natural aluminum NBS⁶ Natural bronze smooth VET Verde textured WH White WHS White smooth CF Custom finish

FEATURES & SPECIFICATIONS

MATERIAL: Body and cap cast from 356-T6 Aluminum, knuckle machined from 6061-T6 Aluminum.

LIGHT SOURCE: HID

VOLTAGE: 120 - 277 Volt.

DISTRIBUTION: Spot - Wide Flood symmetrical distributions available

LENS: Cut from heat strengthened borosilicate glass for superior clarity and strength.

MOUNTING: Adjustable knuckle is 1/2" NPT.

POWER SUPPLY: Power box required on HID versions to house the ballast.

FINISH: Super durable Polyester TGIC powder coat finish (standard). Optional Zinc undercoat for harsh environments.

FEATURES: Field replaceable lens. Any combination of up to 3 lens accessories/color filter/shielding can be specified in any cap style and are held securely by a removable stainless steel clip ring. Fixture comes standard with the Watershed™ Lens.

LISTING: UL, cUL: Wet Location

WARRANTY: 1-year limited warranty. Complete warranty terms located at:
www.acuitybrands.com/CustomerResources/Terms_and_conditions.aspx

NOTE: Actual performance may differ as a result of end-user environment and application. All values are design or typical values, measured under laboratory conditions at 25 °C. Specifications subject to change without notice.

*Required Fields

Notes:

1. P3035CM, P3070CM and P3870CM are available with SP or FL distributions.
2. P38100CM and P38150CM are available with SP, FL or WFL distributions.
3. 150 watt sources require 120 or 208-277 volt if using the B1, B7, WP2J or WP2S box. Use MVOLT with all other boxes.
4. CMT6 sources are available with SP, NFL, FL or WFL distributions.
5. Power boxes are required for metal halide luminaires.
6. Independent Mountings are for incandescent luminaires only.
7. Up to 3 Optional items can be specified.
8. NBS paint uses specialty pigments to give a natural appearance that may vary by fixture.



9144 Deering Avenue, Second Floor • Chatsworth, CA 91311 • www.hydel.com
Phone: 866.533.9901 • Fax: 866.533.5291

©2014-2016 Acuity Brands Lighting, Inc.
Rev. 05/04/16
PINE



Type "M" - Landscape + Flag pole light

FEATURES & SPECIFICATIONS

INTENDED USE

The OLB LED Bullet Floodlight is a long-lasting energy-efficient landscape flood light. Available with spot or flood optics making it ideal for many commercial and residential outdoor applications such as lighting of landscapes, building details and flag poles.

CONSTRUCTION

Die-cast aluminum housing has integral heat sink fins to optimize thermal management through conductive and convective cooling. The LED driver is mounted in the lower housing promoting a low operating temperature and long life. Housing is sealed against moisture and environmental contaminants (IP65).

Finish: Exterior parts are protected by a thermoset powder coat finish that provides superior resistance to corrosion and weathering. A tightly controlled multi-stage process ensures a minimum 3 mils thickness for a finish that can withstand extreme climate changes without cracking or peeling.

OPTICS

Optics are engineered for superior field-to-beam ratios, uniformity and spacing. Available with 5H x 4V flood optics for illuminating larger objects or 2H x 2V spot optics for illuminating targets up to 50 feet away. Light engines are available in 3000K (80 CRI min.) or 5000K (66 CRI min.) configurations.

ELECTRICAL

MVOLT driver operates on any line voltage from 120-277V (50/60 Hz).

Light engine consists of four (4) discrete LEDs directly mounted directly to the heat sink to maximize heat dissipation and promote long life (100,000 hrs at 40°C, L82).

Driver is thermally isolated in base to promote long-life.

Operating temperature -30°C to 40°C.

INSTALLATION

Integral adjustable knuckle with 1/2-14 NPS threaded pipe facilitates quick and easy installation in a variety of mounting methods.

LISTINGS

UL Listed to U.S. and Canadian safety standards for wet locations within four feet of the ground.

Tested in accordance with IESNA LM-79 and LM-80 standards.

WARRANTY

5-year limited warranty. Complete warranty terms located at

www.acuitybrands.com/CustomerResources/Terms_and_conditions.aspx

Actual performance may differ as a result of end-user environment and application.

Note: Specifications subject to change without notice.

Catalog Number
Notes
Type

OLB

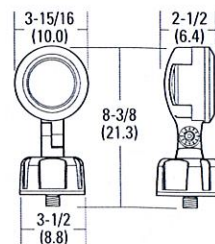
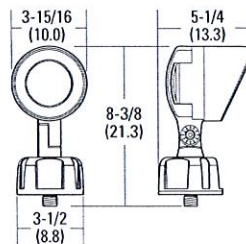
LED Bullet Flood Light



OLBF



OLBS



All dimensions are inches (centimeters) unless otherwise indicated.

ORDERING INFORMATION

For shortest lead times, configure product using **bolded options**.

Example: OLB F 8 30K DDB

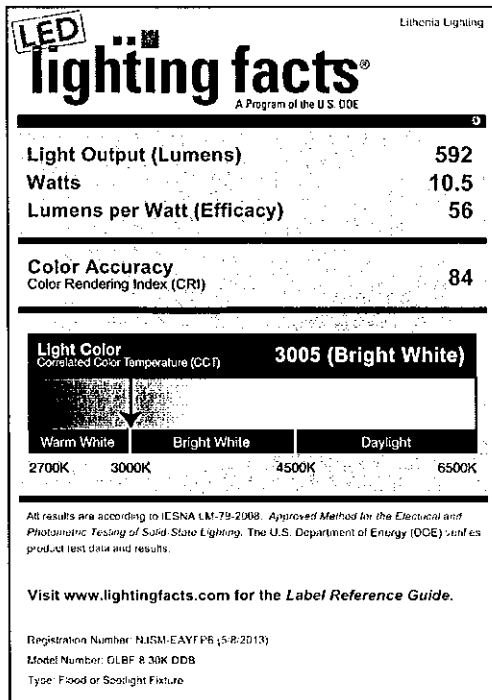
Series	Light engine	Color temperature (CCT)	Voltage	Finish
OLBF	5x4 flood optics	8	30K 3000K	DDB
OLBS	2x2 spot optics	50K 5000K	(blank) MVOLT	DDB Dark bronze

OLB LED Bullet Flood Light

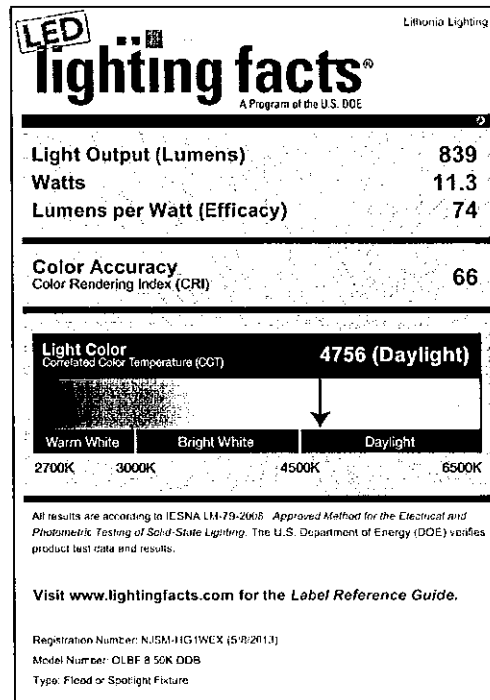
LIGHTING FACTS

To see complete photometric reports or download .ies files for this product, visit www.lithoniaighting.com. Actual wattage may differ by +/- 8% when operating at 120V or 277V +/- 10%.

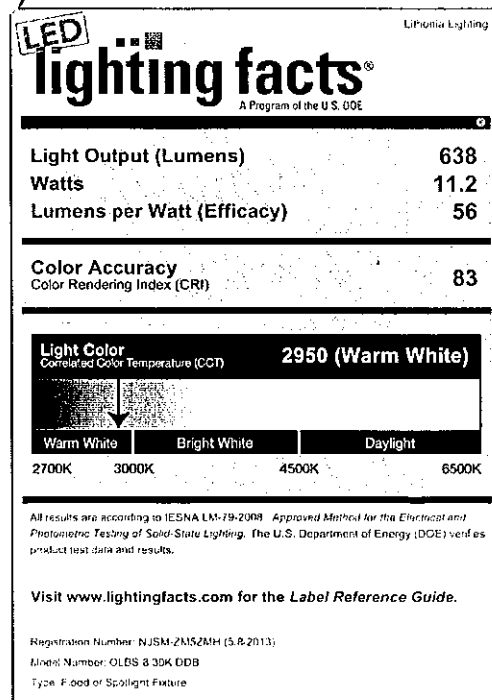
OLBF 8 30K DDB



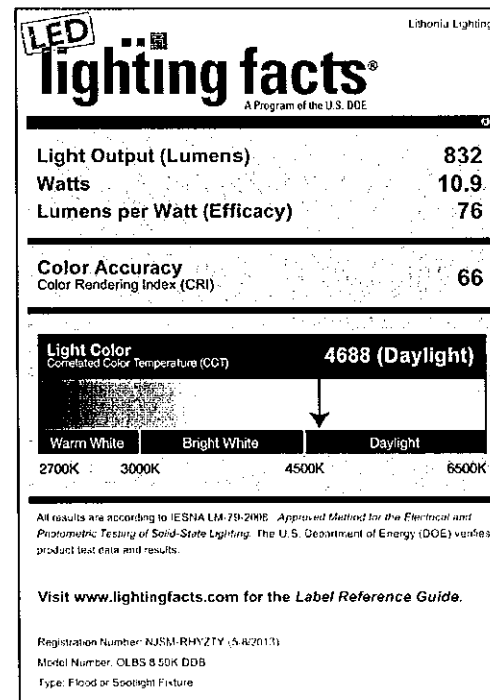
OLBF 8 50K DDB



OLBS 8 30K DDB




OLBS 8 50K DDB



LAMPS PLUS.

THE NATION'S LARGEST LIGHTING RETAILER

Design Your Own Ceiling Fan**YOUR SELECTIONS:**

Fan Motor Style # 7C878-7C946 \$329.99

FAN PRICE: \$329.99

Compare \$494.99

FAN FEATURES:

Category	Features (Mouseover the underlined feature to review its benefits)
Speeds	<u>3 Speed</u>
Fan Name	84" Turbina XL™ Oil-Rubbed Bronze Damp Ceiling Fan
Brand	Casa Vieja
Finish	Bronze
Motor Size	188 x 25
Blade Pitch	<u>15°</u>
Blade Span	<u>0"</u>
Blade Type	Not Reversible Blades
Reverse Air Flow	<u>Manual Reverse</u>
Mounting System	Single
Light Kit	Light Kit Optional
Manufacturer's Warranty	<u>MFG. Limited Lifetime Motor Warranty + 1Yr Component Parts</u>
Weight	24
Airflow	11641
ElectricityUse	106
AirflowEfficiency	110
Other	Damp Location
Optional Controls	R9959 Optional Wall Control

Extension Poles

12"

18"

24"

36"

48"

72"

We can
couple these
together.

[BACK TO TOP](#)